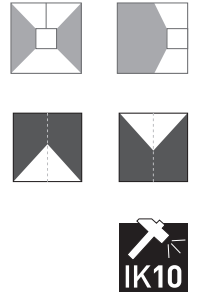
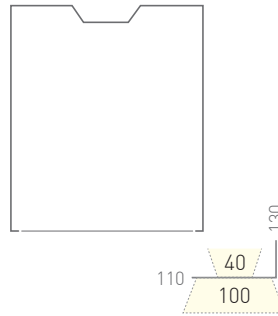



## DATASHEET

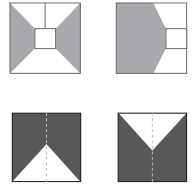
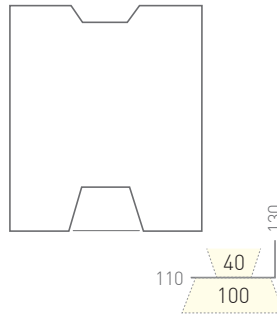


Direct	LEDoptek					
LED lumens/m	-	1000	1500	2250	3350	4500
Delivered Lumens/m	-	730	1095	1643	2274	3285
Standard CRI	>90					
Indirect						
LED lumens/m	500	1000	1500	2250	3350	-
Delivered Lumens/m	410	820	1230	1845	2555	-
Standard CRI	>90					
System W/m						
2700K	4.6	10.8	17.3	24.8	36	43.2
3000K	4.4	9.1	15.8	23.5	34.5	41
3500K	4.3	9.1	15.8	23.4	34.5	41
4000K	4.2	9.7	14	22.7	33.4	38.9
Other LED Options	5000K · RGBW · tuneable white · cyanosis · high CRI 98 R9 > 80					
Control	non dim · DALI · Casambi · 0-10V · DMX					
Optics	LEDoptek - symmetric · LEDoptek - symmetric (indirect)					
Finish	white/black/silver powder coat standard · custom powder coat · clear anodised					
Weight/Pack Size	6.4kg/m - 167 x 189 x (l+100mm)					
Mounting	wire suspended · rod suspended · surface mount bracket · wall mount bracket					
Accessories	mitred bends · T-joints · sensors · emergency recessed LED · others available					
Luminaire Length	any length over 500mm with fully illuminated diffuser					

KAL100BMDI-LEDoptek-20200331-01



## DATASHEET



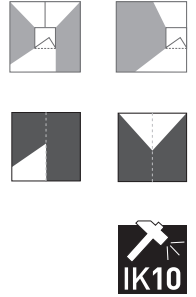
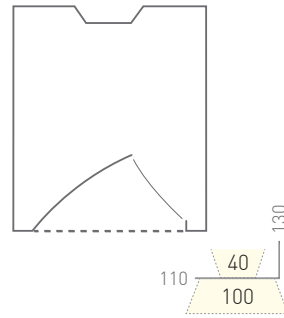
Direct	Ultra High Performance J6 Lensed Louvre				
Module Length <sup>1</sup>	7 cell module 280mm O/A <sup>2</sup>				
Lumens	779				
Louvre Colour	White		Black		
Beam Angle	50°	80°	50°	80°	
Delivered Lumens	712	707	684	649	
Standard CRI	>90				
System Power	7 cell continuous module				
2700K	7.6				
3000K	7.2				
3500K	7.2				
4000K	6.6				
Indirect	LEDoptek				
LED lumens/m	500	1000	1500	2250	3350
Delivered Lumens/m	410	820	1230	1845	2555
Standard CRI	>90				
System W/m					
2700K	4.6	10.8	17.3	24.8	36
3000K	4.1	8.4	14.6	23.5	34.5
3500K	4.3	9.1	15.8	23.4	34.5
4000K	4.2	9.7	14.0	22.7	33.4
Control	non dim · DALI · Casambi · 0-10V · DMX				
Optics	Ultra High Performance - UHP-J6 50° & 80° · LEDoptek - symmetric (indirect)				
Finish	white/black/silver powder coat standard · custom powder coat · clear anodised				
Weight/Pack Size	6.4kg/m - 167 x 189 x (l+100mm)				
Mounting	wire suspended · rod suspended · surface mount bracket · wall mount bracket				
Accessories	mitred bends · T-joints · sensors · emergency recessed LED · others available				
Luminaire Length	Minimum length 420mm with remote gear, lengths over 670mm have integral gear.				

1: photometric file length based on luminous opening

2: minimum 30mm blank cover at ends, can be run continuously

KAL100BMDI-UHPJ6-20211110-01

## DATASHEET



KLIKLED<sup>+</sup>

DIRECT	Asymmetric Wall Washer					
LED lumens/m	-	1000	1500	2250	3350	4500
Delivered Lumens/m	-	800	1200	1800	2492	3600
Standard CRI	>90					
INDIRECT	LEDoptek - symmetrical					
LED lumens/m	500	1000	1500	2250	3350	-
Delivered Lumens/m	410	820	1230	1845	2555	-
Standard CRI	>90					
System W/m						
2700K	4.6	10.8	17.3	24.8	36	43.2
3000K	4.4	9.1	15.8	23.5	34.5	41
3500K	4.3	9.1	15.8	23.4	34.5	41
4000K	4.2	9.7	14	22.7	33.4	38.9
Other LED Options	5000K · RGBW · tuneable white · cyanosis · high CRI 98 R9 > 80					
Control	non dim · DALI · Casambi · 0-10V · DMX					
Optics	Asymmetric Wall Washer (direct) · LEDoptek - symmetric (indirect)					
Finish	white/black/silver powder coat standard · custom powder coat · clear anodised					
Weight/Pack Size	6.4kg/m - 167 x 189 x (l+100mm)					
Mounting	wire suspended · rod suspended · surface mount bracket · wall mount bracket					
Accessories	mitred bends · T-joints · sensors · emergency recessed LED · others available					
Luminaire Length	any length over 500mm with min 30mm cover at each end plate					

KAL100BMDI-Asym-20200331-01

KALLI 100 Beam DI  
Asymmetric

