




















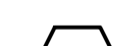
















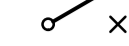

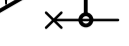












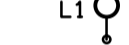
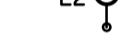











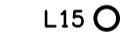
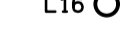



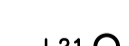






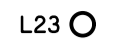
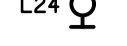
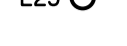




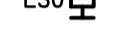



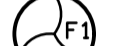
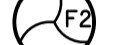
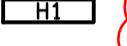
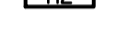



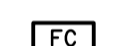
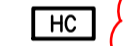


LEGEND

-  ELECTRICAL SERVICES SWITCHBOARD.
-  SWITCHBOARD / CONTROL PANEL NOT PROVIDED AS PART OF THE ELECTRICAL SUBCONTRACT.
-  SINGLE POWER OUTLET.
-  DOUBLE POWER OUTLET.
-  USB DOUBLE POWER OUTLET C/W USB CHARGER.
-  SPECIAL PURPOSE POWER OUTLET.
-  SINGLE PHASE ISOLATOR.
-  THREE PHASE ISOLATOR.
-  JUNCTION BOX / RISER, TYPE AS NOTED.
-  SIGN CONNECTION.
-  CONDUIT ROUTE.
-  RK OUTLET NOTED MOUNTED WITH RECESS KIT.
-  PIT x □ ELECTRICAL PIT, TYPE AS NOTED.
-  T □ TELSTRA PIT.
-  HD HAND DRYER CONNECTION.
-  GF GAMING FIBRE.
-  SPx LIGHTING CONTROL SWITCH PANEL, TYPE AS NOTED.
-  ONE-WAY LIGHT SWITCH.
-  TWO-WAY LIGHT SWITCH.
-  CIRCUIT LINE.
-  SWITCH LINE.
-  DB-x - Py POWER CIRCUIT DESIGNATION. DENOTES DB AND CIRCUIT.
-  xx LIGHTING CONTROL CHANNEL REFERENCE.
-  ELECTRICAL EQUIPMENT AS NOTED.
-  RJ45 COMMUNICATIONS OUTLET.
-  NTD NBN NETWORK TERMINATION DEVICE.
-  PCD NBN PREMISES CONNECTION DEVICE.
-  CAT-6 LINK CABLE OUTLET.
-  GCC GENERATOR CONNECTION CUBICLE.
-  M1 SUPPLY AUTHORITY CODE COMPLIANT LV MAXIMUM DEMAND TARIFF METER.
-  M2 PRIVATE MULTI-FUNCTION METER.
-  MTS MANUAL TRANSFER SWITCH.
-  FUSE.
-  SINGLE PHASE.
-  THREE PHASE.
-  CURRENT TRANSFORMER C/W REMOVABLE LINK.
-  FUSE LINK.
-  COMBINED FUSE SWITCH.

LEGEND

-  x CIRCUIT BREAKER.
-  o ISOLATOR.
-  RESIDUAL CURRENT DEVICE.
-  NO CONTACTOR - NORMALLY OPEN.
-  NC CONTACTOR - NORMALLY CLOSED.
-  REFER TO DETAIL NOTED FOR THE AREA SHOWN HATCHED. ADDITIONAL OUTLETS & FITTINGS MAY BE SHOWN ON DETAIL.
-  ELECTRICAL CABLE TRAY AS NOTED.
-  LIGHTING TRACK C/W ADJUSTABLE TRACK LIGHTS, CABLE TRAY MOUNTED AS PER DETAILS.
-  E1: GENERAL RECESSED LED EMERGENCY LIGHT, WHITE.
-  E2: CABLE TRAY MOUNTED LED EMERGENCY LIGHT, BLACK.
-  E3: NO LONGER REQUIRED.
-  E4: GENERAL SURFACE LED EMERGENCY LIGHT, BLACK.
-  E5: GENERAL RECESSED LED EMERGENCY LIGHT, BLACK.
-  E6 EX: EMERGENCY LED EXIT LIGHT, WHITE.
-  EX: EMERGENCY LED EXIT LIGHT, BLACK.
-  LX: LIGHT FITTING C/W NON-MAINTAINED EMERGENCY BATTERY PACK. TYPE AS NOTED.
-  L1: 30W CARPARK LIGHT MOUNTED ON A 9m POLE.
-  L2: 30W CARPARK LIGHT MOUNTED ON A 7.8m POLE C/W VEHICLE IMPACT PROTECTION.
-  L3: 1200 LONG SURFACE BATTEN C/W OCCUPANCY SENSOR.
-  L4: 1200 LONG SURFACE BATTEN.
-  L5: 1200 LONG BATTEN UNSWITCHED C/W NON-MAINTAINED EMERGENCY PACK.
-  L6: DRIVE THROUGH LIGHT.
-  L7: 90W CARPARK LIGHT MOUNTED ON A 9m POLE.
-  L8: 90W CARPARK LIGHT MOUNTED ON A 7.8m POLE C/W VEHICLE IMPACT PROTECTION.
-  L9: EXTERNAL HIGH BAY BRACKET MOUNTED LIGHT.
-  L10: 50W CARPARK LIGHT, WALL MOUNTED.
-  L11: EXTERNAL RECESSED DOWNLIGHT.
-  L12: EXTERNAL RECESSED DOWNLIGHT.
-  L13: 1200 x 300 LED FLAT PANEL LIGHT, PLASTERBOARD RECESSED.
-  L14: 600 x 600 LED FLAT PANEL LIGHT, PLASTERBOARD RECESSED.
-  L15: 1200 DIA DECORATIVE SUSPENDED PENDANT.
-  L16: 800 DIA DECORATIVE SUSPENDED PENDANT.
-  L17: RECESSED DOWNLIGHT.
-  L18: RECESSED DOWNLIGHT.
-  L19: DECORATIVE SUSPENDED PENDANT.
-  L20: AMENITY RECESSED DOWNLIGHT.
-  L21: RECESSED DOWNLIGHT.
-  L22: FESTOON STRING LIGHTS C/W STAINLESS STEEL SUPPORT SYSTEM.

LEGEND

-  L23: GARDEN SPIKE LIGHT.
-  L24: FLUSH RECESSED WALL LIGHT.
-  L25: 600 DIA DECORATIVE SURFACE BUNKER LIGHT.
-  L26: TWIN 90W FITTING CARPARK LIGHT ON A 9m HIGH POLE.
-  L27: TWIN 30W FITTING CARPARK LIGHT ON A 9m HIGH POLE.
-  L28: TWIN 90W FITTING CARPARK LIGHT ON A 7.8m HIGH POLE C/W VEHICLE IMPACT PROTECTION.
-  L29: TWIN 30W FITTING CARPARK LIGHT ON A 7.8m HIGH POLE C/W VEHICLE IMPACT PROTECTION.
-  L30: 100W CARPARK WALL LIGHT.
-  L31: WATER FEATURE LIGHT.
-  L32: CUSTOM DECORATIVE PENDANT WALL BRACKET.
-  L33: ENTRY UP DOWN WALL LIGHT.
-  Sx: LED STRIP LIGHT, TYPE AS NOTED.
-  F1: 2400 DIA CEILING FAN.
-  F2: 1500 DIA CEILING FAN.
-  H1: NO LONGER REQUIRED.
-  H2: 2300W WALL MOUNTED HEATER.
-  H3: 2300W CEILING SUSPENDED MOUNTED HEATER.
-  PB AUTO DOOR PUSH BUTTON.
-  TCS INTERCOM CALL STATION.
-  IHS INTERCOM HAND SET.
-  FC CEILING FAN CONTROL.
-  HC NO LONGER REQUIRED.

<p>ELECTRICAL DESIGN GROUP BRISBANE PTY LTD ACN 092 710 793</p> <p>TRADING AS: ELECTRICAL DESIGN GROUP</p>	<p>THE COPYRIGHT OF THIS DRAWING REMAINS THE PROPERTY OF THE ELECTRICAL DESIGN GROUP.</p> <p>USE FIGURED DIMENSIONS IN PREFERENCE TO SCALE.</p> <p>ALL DIMENSIONS TO BE VERIFIED ONSITE.</p>	<p>ELECTRICAL DESIGN GROUP ELECTRICAL BUILDING SERVICES CONSULTANTS BRISBANE GOLD COAST</p> <p>P.O.Box 15, Sherwood Q.4075 Phone: (07) 3278 4375 Email: brisbane@edg.net.au Web: www.edg.net.au</p>	<p>PROJECT: DRY DOCK ROAD HOTEL, TWEED HEADS SOUTH</p> <p>CORNER DOCK ROAD & FRASER DRIVE, NEW SOUTH WALES</p>				
<table border="1" style="width: 100%; border-collapse: collapse;"> <tr> <td style="width: 50%;">K CONSTRUCTION</td> <td style="width: 50%;">28/05/2026</td> </tr> <tr> <td>REV: DESCRIPTION:</td> <td>DATE:</td> </tr> </table>		K CONSTRUCTION	28/05/2026	REV: DESCRIPTION:	DATE:	<p>DRAWING: ELECTRICAL SERVICES LEGEND</p>	
K CONSTRUCTION	28/05/2026						
REV: DESCRIPTION:	DATE:						
<p>SCALE: NOT TO SCALE AT A1</p>		<table border="1" style="width: 100%; border-collapse: collapse;"> <tr> <td style="width: 25%;">PROJECT NO: C2864a</td> <td style="width: 25%;">DRAWING NO: E01</td> <td style="width: 25%;">REVISION: K</td> <td style="width: 25%;"></td> </tr> </table>		PROJECT NO: C2864a	DRAWING NO: E01	REVISION: K	
PROJECT NO: C2864a	DRAWING NO: E01	REVISION: K					