





















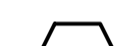









































LEGEND

-  ELECTRICAL SERVICES SWITCHBOARD.
-  SWITCHBOARD / CONTROL PANEL NOT PROVIDED AS PART OF THE ELECTRICAL SUBCONTRACT.
-  SINGLE POWER OUTLET.
-  DOUBLE POWER OUTLET.
-  SPECIAL PURPOSE POWER OUTLET.
-  SINGLE PHASE ISOLATOR.
-  THREE PHASE ISOLATOR.
-  JUNCTION BOX.
-  CONDUIT ROUTE.
-  RFID GATE CONDUIT, TYPE AS NOTED.
-  ELECTRICAL PIT, TYPE AS NOTED.
-  TELSTRA PIT.
-  HAND DRYER CONNECTION.
-  GAMING FIBRE.
-  LIGHTING PRESENCE DETECTOR SWITCH.
-  LIGHTING CONTROL SWITCH PANEL, TYPE AS NOTED.
-  ONE-WAY LIGHT SWITCH.
-  TWO-WAY LIGHT SWITCH.
-  CEILING FAN SPEED CONTROLLER (FSC).
-  CEILING FAN.
-  CIRCUIT LINE.
-  SWITCH LINE.
-  POWER CIRCUIT DESIGNATION. DENOTES DB AND CIRCUIT.
-  LIGHTING CONTROL CHANNEL REFERENCE.
-  MAIN DISTRIBUTION FRAME.
-  ELECTRICAL EQUIPMENT AS NOTED.
-  RJ45 COMMUNICATIONS OUTLET.
-  NBN NETWORK TERMINATION DEVICE.
-  NBN PREMISES CONNECTION DEVICE.
-  CAT-6 LINK CABLE OUTLET.
-  SUPPLY AUTHORITY CODE COMPLIANT LV MAXIMUM DEMAND TARIFF METER.
-  PRIVATE MULTI-FUNCTION METER.
-  MANUAL TRANSFER SWITCH.
-  FUSE.
-  SINGLE PHASE.
-  THREE PHASE.
-  CURRENT TRANSFORMER C/W REMOVABLE LINK.
-  FUSE LINK.
-  COMBINED FUSE SWITCH.

LEGEND

-  CIRCUIT BREAKER.
-  ISOLATOR.
-  RESIDUAL CURRENT DEVICE.
-  CONTACTOR - NORMALLY OPEN.
-  CONTACTOR - NORMALLY CLOSED.
-  REFER TO DETAIL NOTED FOR THE AREA SHOWN HATCHED. ADDITIONAL OUTLETS & FITTINGS MAY BE SHOWN ON DETAIL.
-  ELECTRICAL CABLE TRAY AS NOTED.
-  LIGHTING TRACK C/W ADJUSTABLE TRACK LIGHTS, CABLE TRAY MOUNTED AS PER DETAILS.
-  E1: GENERAL LED EMERGENCY LIGHT.
-  EX: EMERGENCY LED EXIT LIGHT.
-  Lx: LIGHT FITTING C/W NON-MAINTAINED EMERGENCY BATTERY PACK. TYPE AS NOTED.
-  L1: CARPARK LIGHT MOUNTED ON A 9m POLE.
-  L2: CARPARK LIGHT MOUNTED ON A 9m POLE C/W VEHICLE IMPACT PROTECTION.
-  L3: 1200 LONG BATTEN C/W MOTION SENSOR.
-  L4: 1200 LONG BATTEN.
-  L5: 1200 LONG BATTEN UNSWITCHED C/W NON-MAINTAINED EMERGENCY PACK.
-  L6: INTERNAL HIGH BAY LIGHT.
-  L7: 600 x 600 LED FLAT PANEL LIGHT.
-  L8: RECESSED AMENITY DOWNLIGHT.
-  L9: EXTERNAL HIGH BAY LIGHT.
-  L10: EXTERNAL FLOOD LIGHT, WALL MOUNTED.
-  L11: EXTERNAL RECESSED DOWNLIGHT.
-  L12: EXTERNAL RECESSED DOWNLIGHT.

ELECTRICAL DESIGN GROUP BRISBANE
PTY LTD
ACN 092 710 793
TRADING AS:
ELECTRICAL DESIGN GROUP

THE COPYRIGHT OF THIS DRAWING
REMAINS THE PROPERTY OF THE
ELECTRICAL DESIGN GROUP.
USE FIGURED DIMENSIONS
IN PREFERENCE TO SCALE.
ALL DIMENSIONS TO BE
VERIFIED ONSITE.

ELECTRICAL DESIGN GROUP
ELECTRICAL BUILDING SERVICES CONSULTANTS
BRISBANE GOLD COAST

P.O.Box 15, Sherwood Q.4075
Phone: (07) 3278 4375
Email: brisbane@edg.net.au
Web: www.edg.net.au

PROJECT:
DRY DOCK ROAD HOTEL,
TWEED HEADS SOUTH

CORNER DOCK ROAD & FRASER DRIVE, NEW SOUTH WALES

A	PRELIMINARY	08/03/2024
REV:	DESCRIPTION:	DATE:

DRAWING:
**ELECTRICAL SERVICES
LEGEND**

SCALE: NOT TO SCALE AT A1	PROJECT NO: C2864a	DRAWING NO: E01	REVISION: A
------------------------------	------------------------------	---------------------------	-----------------------