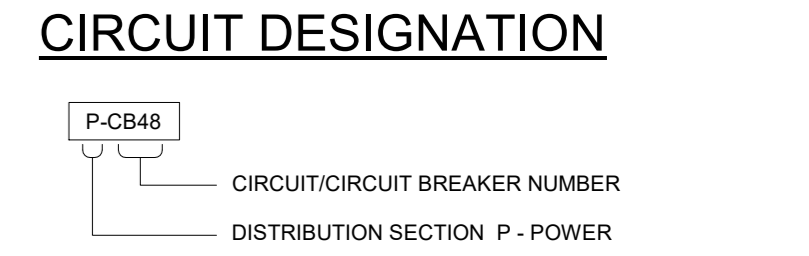
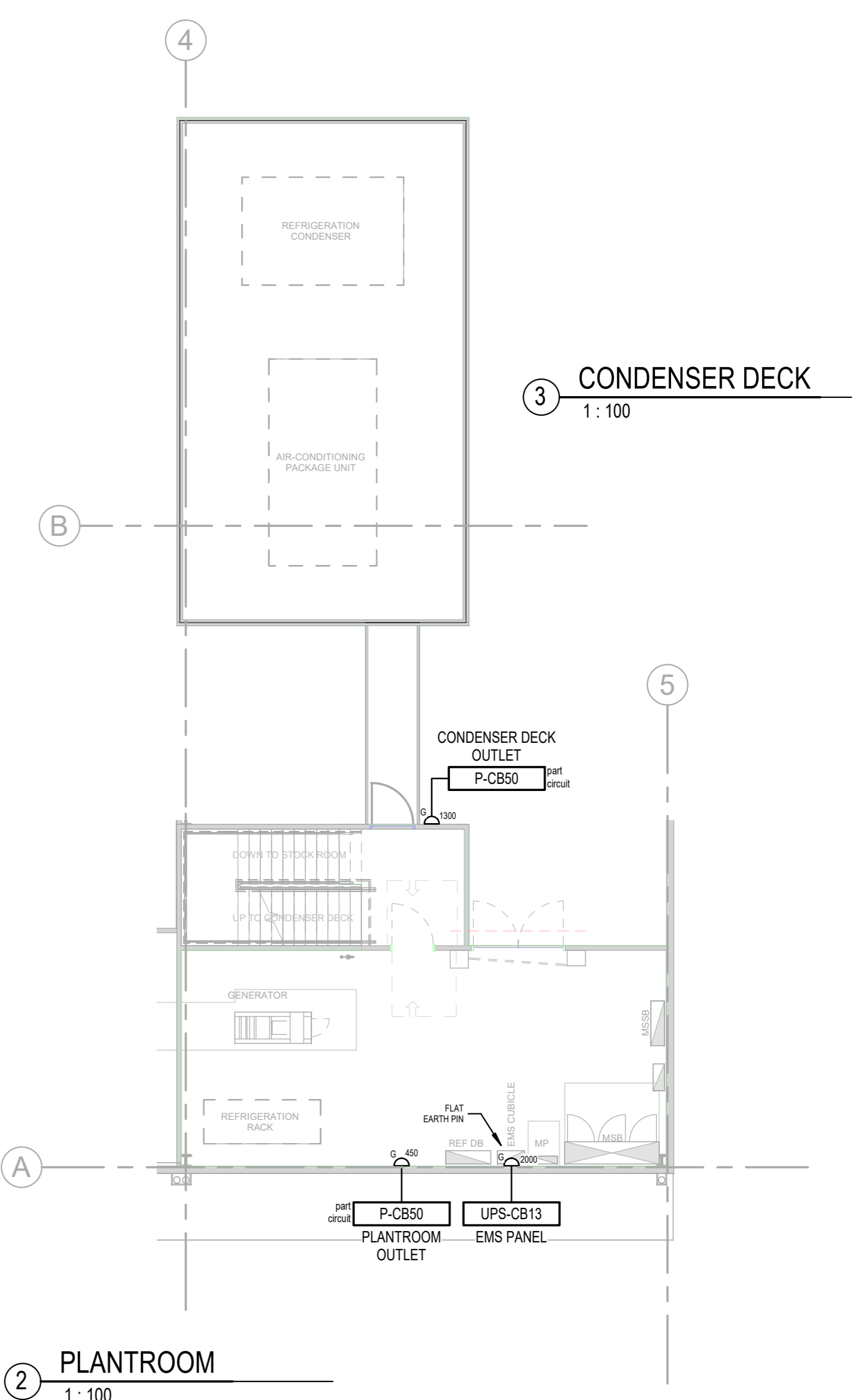
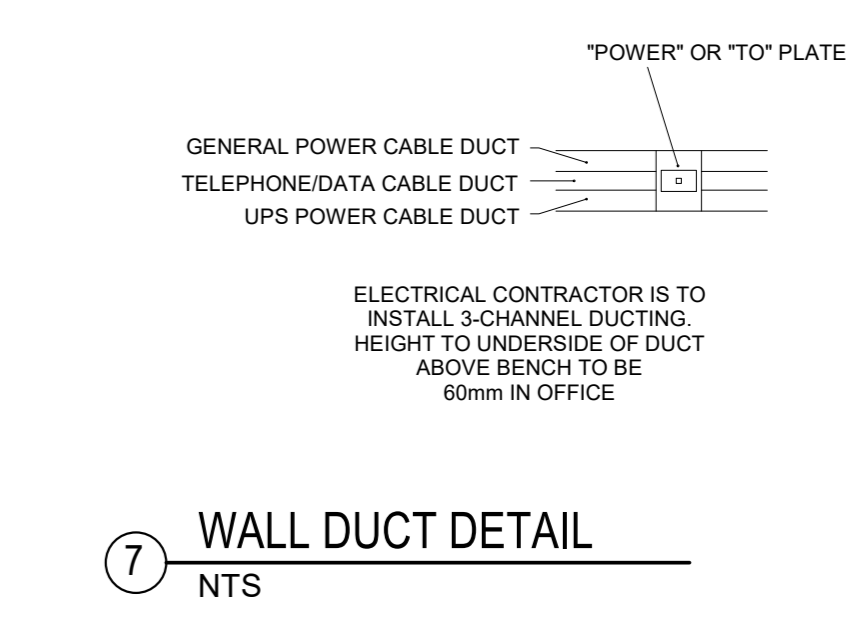
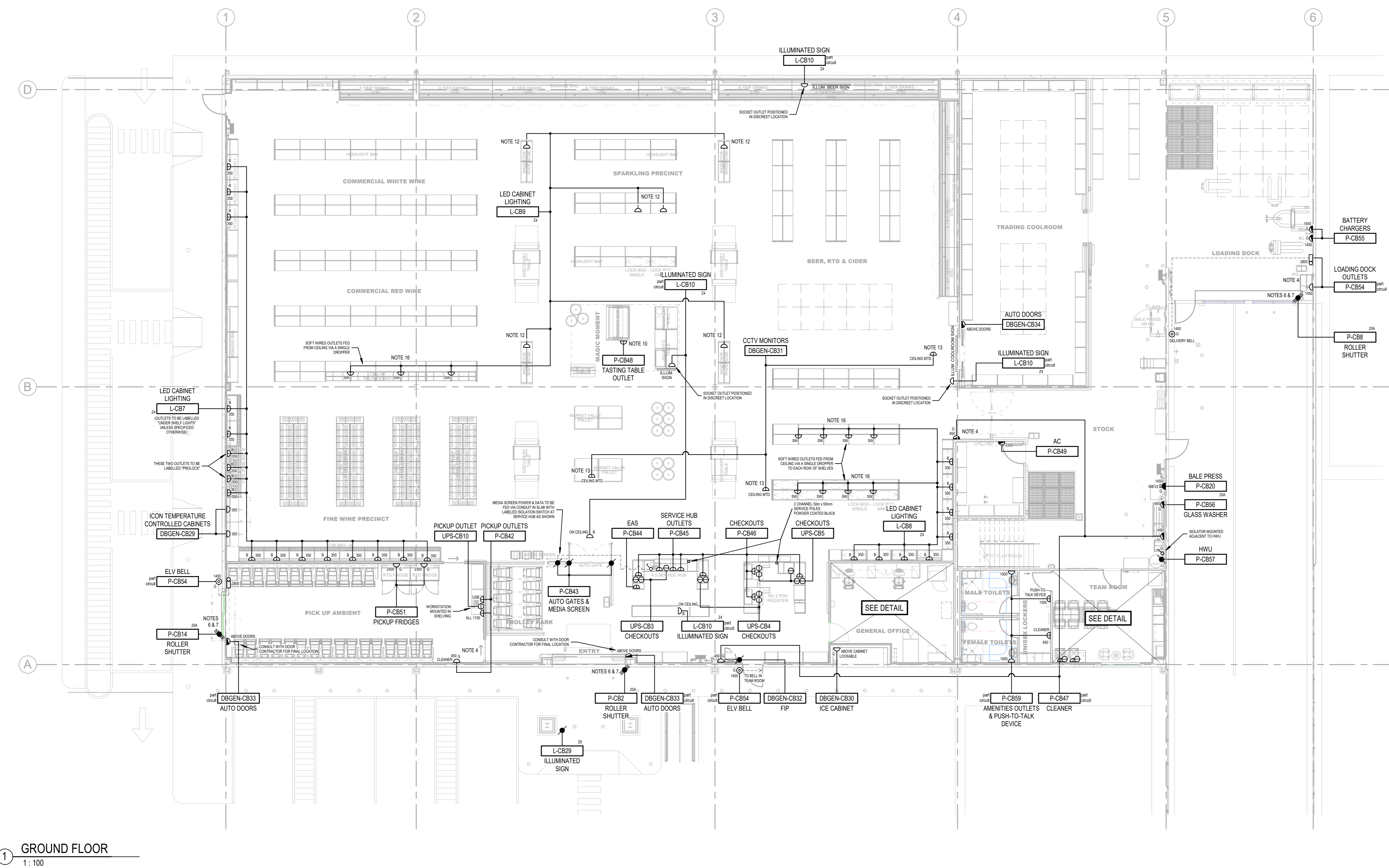


- ### POWER NOTES
- REFER TO ELECTRICAL SPECIFICATION FOR DESCRIPTION OF ELECTRICAL ACCESSORIES.
 - PROVIDE SUITABLE PLUG TOPS TO SUIT SOCKETS INSTALLED ON SPECIFIC ITEMS OF EQUIPMENT WITH ADEQUATE FLEXIBLE CORDS WHERE REQUIRED.
 - ALL DIMENSIONS ARE INDICATIVE ONLY. FINAL LOCATIONS AND LOAD RATINGS TO BE CO-ORDINATED WITH EQUIPMENT AND PROJECT MANAGERS.
 - THE ELECTRICAL CONTRACTOR TO SUPPLY AND INSTALL RECESSED CONDUITS FROM THE CEILING SPACE TO PA VOLUME CONTROL, OUTLETS AND CONDUITS FROM THE CEILING SPACE TO MICROPHONE OUTLETS.
 - THE UPS DB SHALL BE MOUNTED ABOVE OR NEXT TO THE UPS.
 - SUPPLY AND INSTALL A SUITABLE KEY LOCK ISOLATOR TO TERMINATE ROLLER DOOR SUPPLY CABLES - REFER TO DOOR SCHEDULE (MAY BE SUPPLIED AS SINGLE PHASE - ADJUST ACCORDINGLY).
 - FOR ROLLER DOOR SAFETY, IN CASE OF MECHANICAL FAILURE OF MOTOR MOUNTING, ROLLER DOOR CONTROLS STATIONS ARE NOT TO BE MOUNTED UNDER ROLLER DOOR MOTORS. CONTROL PANEL WALL MOUNTED AT 1650 AFF TO CENTER, BY OTHERS.
 - ELECTRICAL CONTRACTOR IS TO LAMSE AND CONFIRM WITH DATA, PA & SECURITY CONTRACTORS FOR SPECIFIC POWER & CONDUIT REQUIREMENTS.
 - BD OUTLETS ARE IP56 MOUNTED ABOVE ED CABINET AND HAVE FLAT EARTH SOCKETS. DVR AND PA EQUIPMENT ARE MOUNTED IN BD CABINET AND POWER REQUIREMENTS ARE FROM THE ED POWER RAIL. PLUGS TO BE IP56 CAPTIVE TYPE.
 - ELECTRICAL CONTRACTOR IS TO INSTALL THE POWER OUTLET IN THE WINE TASTING CABINET WITH CABLES RUN IN CONDUIT THROUGH THE FLOOR SLAB. OUTLET IS TO BE FIXED TO BENCH @ 50mm BELOW UNDERSIDE OF BENCH TOP AND 50mm IN FROM EDGE.
 - ALL COMPONENTS, INCLUDING FLEX CABLE TIES, ROSES, OUTLETS, ETC WILL BE WHITE IN COLOUR, WHERE TRADING CEILING IS DARK IN COLOUR. ALL COMPONENTS SHALL BE BLACK IN COLOUR.
 - PENDANT OUTLETS, FLEX AND STAINLESS STEEL DROPPER TO BE BLACK IN COLOUR. SUSPENDED PENDANT BEHIND FLOOR FIXTURE OUT OF CUSTOMER VIEW. WHERE MULTIPLE PENDANT OUTLETS ARE REQUIRED AT THE SAME LOCATION, USE ON DROPPERS FOR ALL CABLES TO MINIMIZE NUMBER OF DROPPERS FROM ROOF / CEILING.
 - EXACT HEIGHT AND LOCATION OF CCTV POWER OUTLETS TO BE COORDINATED ONLINE WITH SECURITY CONTRACTOR.
 - FREE TO AIR TV ANTENNA POINT TO BE CONNECTED TO EXTERNAL ANTENNA. ELECTRICAL CONTRACTOR TO SUPPLY AND INSTALL ANTENNA CABLES AND UNDERTAKE ALL TESTING & COMMISSIONING.
 - ELECTRICAL CONTRACTOR TO SUPPLY AND INSTALL AN INTERLOCK BETWEEN THE ROLLER SHUTTER AND SECURITY SYSTEM. ROLLER SHUTTER SHALL ONLY OPEN UPON VALID PIN ENTRY ON SECURITY KEYPAD.
 - SUPPLY SOFTWARE OUTLETS WITH POWER CONNECTED VIA A PENDANT OUTLET. SOFTWARE AVAILABLE FROM CABLEWAY COMPRISING A LEAD-IN CABLE (3 PIN PLUG ONE END, SOFTWARE CONNECTOR THE OTHER END), INTERCONNECTING LEADS AND DOUBLE END TO SUIT NUMBER OF OUTLETS REQUIRED. ALL CABLES AND OUTLETS TO BE BLACK. SAFELY SECURE ALL CABLES AND OUTLETS TO TRACKS. REFER www.cableway.com.au. EQUIVALENT ACCEPTABLE.
 - REFER TO SINGLE LINE DIAGRAM FOR CIRCUITS CONTROL AND PROTECTION.

POWER LEGEND

	1/8A SINGLE SWITCHED SOCKET OUTLET
	1/8A DOUBLE SWITCHED SOCKET OUTLET 1/8A + OUTLET TO POLARISE CUPRAL OR IPM USB CHARGE POINT SW + CABLEWAY SOFTWARE OUTLET. BLACK COLOUR
	1/8A SWITCHED SOCKET OUTLET
	2/8A SWITCHED SOCKET OUTLET
	3/8A SWITCHED SOCKET OUTLET
	1/8A PENDANT SWITCHED SOCKET OUTLET WITH SCREW CAP ENTIRE LENGTH OF PENDANT CABLE SUPPORTED BY STAINLESS STEEL WIRE
	SINGLE PHASE PERMANENT CONNECTION
	THREE PHASE PERMANENT CONNECTION
	1/8A PENDANT SWITCHED SOCKET OUTLET WITH SCREW CAP ENTIRE LENGTH OF PENDANT CABLE SUPPORTED BY STAINLESS STEEL WIRE
	1/8A BELL PRESS PUSH BUTTON
	LOW VOLTAGE BELL
	SINGLE 10A UPS POWERED ROUND EARTH PIN SWITCHED SOCKET OUTLET
	DOUBLE 10A UPS POWERED ROUND EARTH PIN SWITCHED SOCKET OUTLET
	FREE TO AIR TV ANTENNA POINT
	CONDUIT AND WALL BOX FOR PA VOLUME CONTROL
	1450 THE NUMBER REPRESENTS THE HEIGHT OF ANY DEVICE ABOVE FINISHED FLOOR LEVEL TO CENTRE OF DEVICE
	CONDUIT PROVIDER FOR MICROPHONE
	BLACK 3-CHANNEL METAL DUCT. 150mm X 50mm EGD OR CABLEWAY
	BLACK 2-CHANNEL METAL DUCT. 150mm X 50mm EGD OR CABLEWAY
	Denotes - IP56 INDUSTRIAL GREY CLIPAL
	Denotes - IP56 CHEMICAL RESISTANT WHITE CLIPAL
	OUTLET TO INCLUDE CLIPAL 56EV2 OF ADAPTOR FOR VERTICAL PLUG ENTRY



COMPANY DETAILS
endeavour group
LEVEL 1, 26 WATERLOO STREET, SURRY HILLS NSW
NSW 1595
TEL: 02 9550 6000
WWW.EMG.COM.AU

REV. REVISION DETAILS
A FIRST ISSUE

DATE BY
26/10/21 CT

PROJECT ADDRESS:
LEVEL 1, 26 WATERLOO STREET, SURRY HILLS NSW

DRAWING NAME:
POWER LEGEND

SCALE:
As Indicated @ A0
REGION / STATE:
ALL
DME602
REVISION:
A

DOC STAGE:
DA200 FITOUT
PROJECT:
2022 KIT

KIT VERSION:
DM 2022 KIT
STORE No.:
0000

BY:
EDG

APPROVED BY:
ENDEAVOUR GROUP

DOC STAGE:
DA200 FITOUT
PROJECT:
2022 KIT

KIT VERSION:
DM 2022 KIT
STORE No.:
0000