

































LEGEND

-  ELECTRICAL SERVICES SWITCHBOARD.
-  SWITCHBOARD / CONTROL PANEL NOT PROVIDED AS PART OF THE ELECTRICAL SUBCONTRACT.
-  SINGLE POWER OUTLET.
-  DOUBLE POWER OUTLET.
-  SPECIAL PURPOSE POWER OUTLET.
-  SIGN CONNECTION.
-  INTERCONNECTED HDMI OUTLETS.
-  EMERGENCY CONTROL PANEL.
-  LIGHTING PRESENCE DETECTOR SWITCH.
-  LIGHTING CONTROL SWITCH PANEL.
-  ONE-WAY LIGHT SWITCH.
-  TWO-WAY LIGHT SWITCH.
-  LIGHTING DALI POT DIMMER.
-  CIRCUIT LINE.
-  SWITCH LINE.
- DB-x - Py

POWER CIRCUIT DESIGNATION.  
DENOTES DB AND CIRCUIT.
-  ELECTRICAL EQUIPMENT AS NOTED.
-  RJ45 COMMUNICATIONS OUTLET.
-  RJ45 COMMUNICATIONS OUTLET MOUNTED IN A RECESS KIT.
-  CCTV OUTLET.
- 

FUTURE CCTV OUTLET.
-  SECURITY DIRECTIONAL MOTION DETECTOR.
-  SECURITY SIREN STROBE.
-  SECURITY PIEZO SIREN.
-  PA HORN / HOOTER.
-  PA MULTI-TAP CONE SPEAKER.
-  FIRE EVACUATION SPEAKER.
-  FIRE INDICATOR PANEL.
-  FIRE DOOR INTERFACE.
-  FIRE ALARM SYSTEM STROBE.
-  THERMAL DETECTOR.
-  SMOKE DETECTOR.
-  CONCEALED SMOKE DETECTOR.
- AD

ACCESS CONTROL AUTO DOOR INTERFACE.
- CR

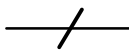




ACCESS CONTROL CARD READER.
- ESx

ACCESS CONTROL ELECTRIC STRIKE, TYPE AS NOTED.
- ICS

ACCESS CONTROL INTERCOM CALL STATION.
- PB

ACCESS CONTROL EXIT PUSH BUTTON.

LEGEND

-  SINGLE PHASE.
-  CIRCUIT BREAKER.
-  CONTACTOR - NORMALLY OPEN.
-  CONTACTOR - NORMALLY CLOSED.
-  REFER TO DETAIL NOTED FOR THE AREA SHOWN HATCHED.  
ADDITIONAL OUTLETS & FITTINGS MAY BE SHOWN ON DETAIL.
- E1

E1: GENERAL LED EMERGENCY LIGHT, WHITE.
- E2

E2: GENERAL LED EMERGENCY LIGHT, BLACK.
- EX

EX: EMERGENCY LED EXIT LIGHT.
- L1

L1: DIMMABLE LARGE RECESSED DOWNLIGHT.
- L2

L2: DIMMABLE SMALL RECESSED DOWNLIGHT.
- L3

L3: RECESSED MEDIUM DOWNLIGHT.
- L4

L4: RECESSED SMALL DOWNLIGHT.
- L5

L5: OVERHEAD WINDOW LED STRIP LIGHT.
- L6

L6: SURFACE BUNKER LIGHT.
- L7

L7: EXISTING HIGH LEVEL FLOODLIGHT TO BE RETAINED.
- L8

L8: EXISTING SOFIT FLOODLIGHT TO BE RETAINED.
- L9

L9: WALL MOUNTED AREA LIGHT.
- L10

L10: ADJUSTABLE DOWNLIGHT, BLACK.
- P1

P1: DECORATIVE YELLOW PENDANT.
- P2

P2: DECORATIVE YELLOW PENDANT.
- P3

P3: DECORATIVE BLUE PENDANT.
- P4

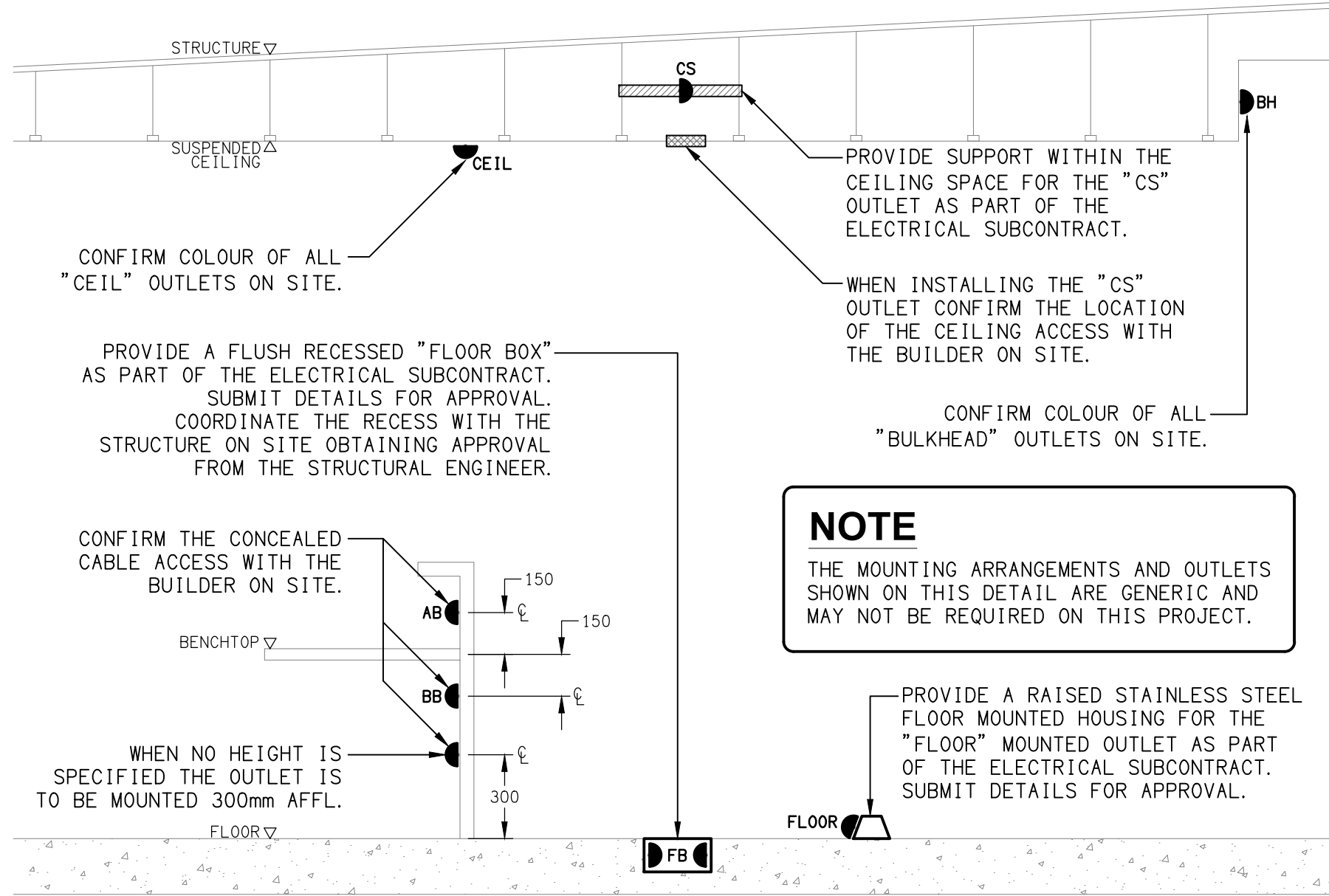
P4: DECORATIVE GREEN PENDANT.
- P5

P5: DECORATIVE GREEN PENDANT.
- P6

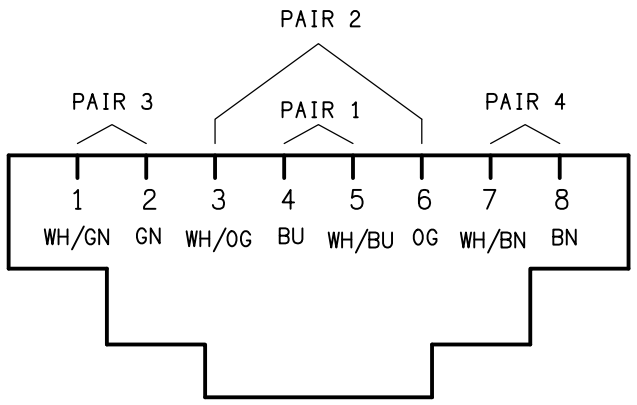
P6: DECORATIVE RED PENDANT.

NOTE

ALL ELECTRICAL PENETRATIONS THROUGH THE ROOF SHEETING ARE TO BE IN LINE WITH THE STRUCTURAL OR MECHANICAL SERVICES PENETRATIONS TO AVOID DEDICATED FLASHINGS FOR THE ELECTRICAL SERVICES.



DETAIL  
TYPICAL OUTLET MOUNTINGS  
NOT TO SCALE



SCHEMATIC  
RJ45 PINOUT CONFIGURATION  
NOT TO SCALE

EQUIPMENT:

TEST - TEST PUSH BUTTON MOUNTED ON THE DISTRIBUTION BOARD ESCUTCHEON.

RESET - RESET PUSH BUTTON MOUNTED ON THE DISTRIBUTION BOARD ESCUTCHEON.

LAMP - AMBER TEST INDICATING LAMP MOUNTED ON THE DISTRIBUTION BOARD ESCUTCHEON.

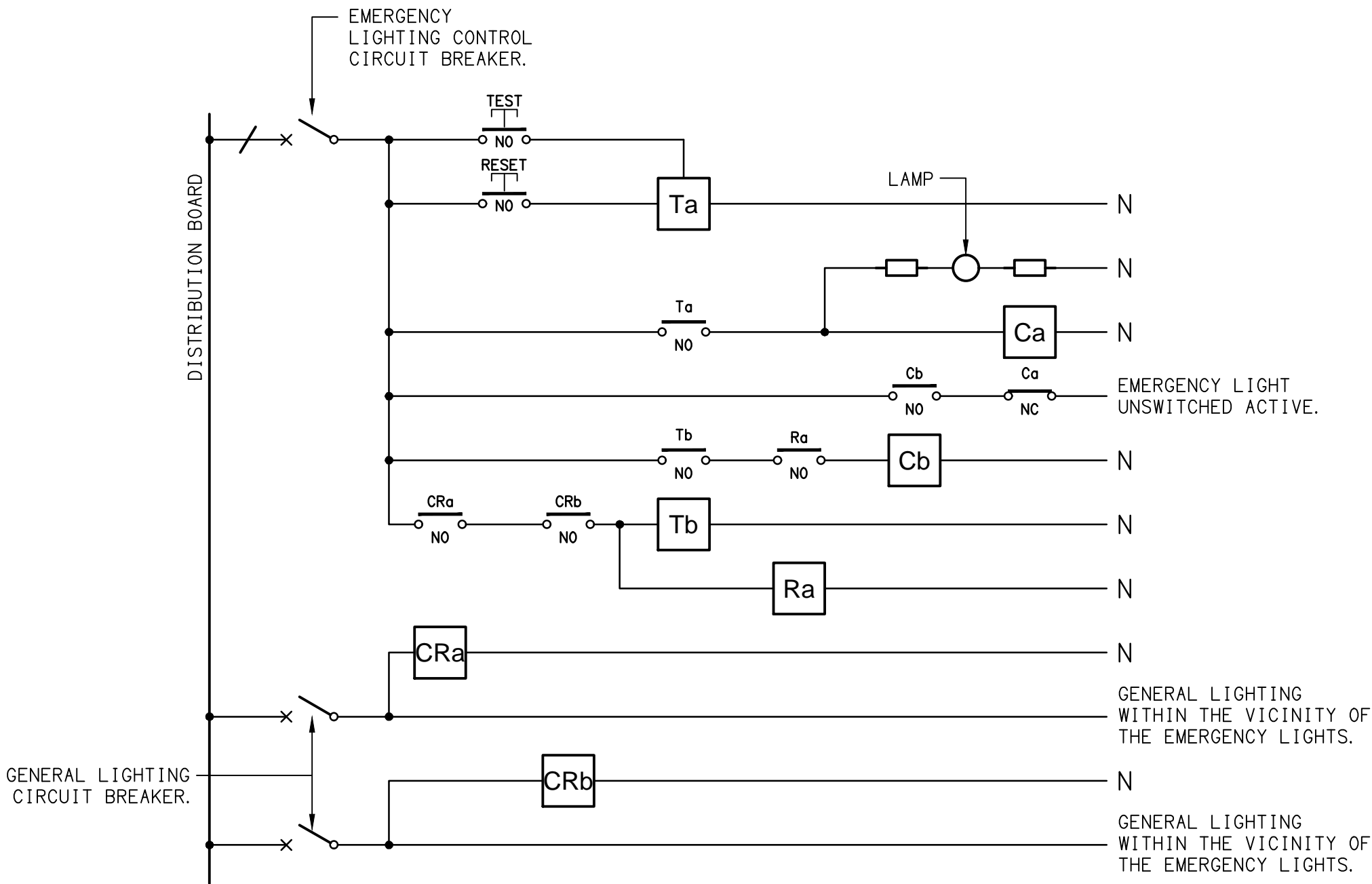
Ta - ADJUSTABLE 0-3 HOUR TIMED RELAY.

Tb - 15 MINUTE RUN-ON TIMER TO OPERATE UPON THE RETURN OF MAINS POWER.

Cx - CONTACTOR x.

CRx - CONTROL RELAY x.

Rx - RELAY x.



SCHEMATIC  
EMERGENCY LIGHTING  
NOT TO SCALE

NOTES

1. THE EMERGENCY LIGHT UNSWITCHED ACTIVE / GENERAL LIGHTING SWITCHED ACTIVE CIRCUIT ARRANGEMENT AND CONTROL IS TYPICAL FOR ALL CIRCUITS SUPPLYING EMERGENCY LIGHTS.

2. PROVIDE ADDITIONAL CONTROL RELAYS (CRx) CONFIGURED AS PER CRa AND CRb FOR ALL ADDITIONAL LIGHTING CIRCUITS THAT SUPPLY LIGHTS IN THE VICINITY OF THE EMERGENCY LIGHTS.

ELECTRICAL DESIGN GROUP BRISBANE PTY LTD  
ACN 092 710 793  
TRADING AS:  
ELECTRICAL DESIGN GROUP

THE COPYRIGHT OF THIS DRAWING REMAINS THE PROPERTY OF THE ELECTRICAL DESIGN GROUP.  
USE FIGURED DIMENSIONS IN PREFERENCE TO SCALE.  
ALL DIMENSIONS TO BE VERIFIED ONSITE.

**ELECTRICAL DESIGN GROUP**  
ELECTRICAL BUILDING SERVICES CONSULTANTS  
BRISBANE GOLD COAST

P.O.Box 15, Sherwood Q.4075  
Phone: (07) 3278 4375  
Email: brisbane@edg.net.au  
Web: www.edg.net.au

PROJECT:  
ANGLICAN CHURCH GRAMMAR SCHOOL  
CHILDCARE

OAKLANDS PARADE, EAST BRISBANE

|      |              |            |
|------|--------------|------------|
| C    | TENDER       | 28/08/2025 |
| REV: | DESCRIPTION: | DATE:      |

DRAWING:  
**ELECTRICAL SERVICES  
LEGEND & DETAILS**

|                              |                              |                           |                       |
|------------------------------|------------------------------|---------------------------|-----------------------|
| SCALE:<br>NOT TO SCALE AT A1 | PROJECT NO:<br><b>C3592a</b> | DRAWING NO:<br><b>E01</b> | REVISION:<br><b>C</b> |
|------------------------------|------------------------------|---------------------------|-----------------------|