

C3591a - BURLEIGH HEADS HOTEL

C3591a-0001(C).xls

ELECTRICAL SERVICES CONTRACT DOCUMENT SCHEDULE

REVISION C - 03 NONEMBER 2025

ISSUING INFORMATION				DATE OF ISSUE											
				DAY	24	01	03								
				MONTH	09	10	11								
				YEAR	25	25	25								
REASON FOR ISSUE				P	T	T									
A = APPROVAL		C = CONSTRUCTION		N = COORDINATION		P = PRELIMINARY				T = TENDER					

DISTRIBUTION				NUMBER OF COPIES										
WWW.EDG.NET.AU				1E	1E	1E								
CAYAS & WARD ARCHITECTS				1E	1E	1E								
P = PRINT T = TRACING D = DISC				E = EMAIL			F = FAX							

[illegible]



ELECTRICAL DESIGN GROUP

ELECTRICAL BUILDING SERVICES CONSULTANTS

P.O. Box 15, SHERWOOD Q. 4075

Phone: (07) 3278 4375 Fax: (07) 3716 0222

Web Site: www.edg.net.au Email: brisbane@edg.net.au

C3591a - BURLEIGH HEADS HOTEL					
ELECTRICAL EQUIPMENT SCHEDULE					
REVISION B - 03 NOVEMBER 2025					
THE LIGHT FITTING SUPPLIER CONTACT DETAILS MAY BE AVAILABLE ON THE EDG WEBSITE VIA THE FOLLOWING LINK www.edg.net.au/Links/Lighting.htm					
TYPE	LAMPS	DESCRIPTION	COLOUR / ACCESSORY	CATALOGUE No	REV
S1	20W/M 3000K LED	LED STRIP TAPE FIXED TO THE REAR OF THE TV VIA DOUBLE SIDED HEAT RESISTANT TAPE. PROVIDE THE STRIP WITH REMOTE DALI DIMMABLE POWER SUPPLIES AS REQUIRED LOCATE THE POWER SUPPLIES IN A CONCEALED ACCESSIBLE POSITION NOTED ON THE AS CONSTRUCTED DOCUMENTS.	WHITE	RAPID LED 3,000K 24VOLT DC IP20 R2338 + POWER SUPPLY & DALI CONTROLLER	B
S2	12W/M 2700K LED	FLEXIBLE LED ROPE FLEX SCREW FIXED RECESSED ONTO THE CEILING CURTAIN PELMET AS PER THE ARCHITECTURAL DETAIL. PROVIDE THE STRIP WITH REMOTE DALI DIMMABLE POWER SUPPLIES AS REQUIRED LOCATE THE POWER SUPPLIES IN A CONCEALED POSITION NOTED ON THE AS CONSTRUCTED DRAWINGS	WHITE	NPA L-NF-GLOW-VWW + POWER SUPPLY & DALI CONTROLLER	A
S3	12W/M 2700K LED	FLEXIBLE LED ROPE FLEX SCREW FIXED RECESSED ONTO THE CEILING PELMET AS PER THE ARCHITECTURAL DETAIL. PROVIDE THE STRIP WITH REMOTE DALI DIMMABLE POWER SUPPLIES AS REQUIRED LOCATE THE POWER SUPPLIES IN A CONCEALED ACCESSIBLE POSITION NOTED ON THE AS CONSTRUCTED DOCUMENTS.	WHITE	NPA L-NF-GLOW-VWW + POWER SUPPLY & DALI CONTROLLER	A
S4	12W/M 2700K LED	FLEXIBLE LED ROPE FLEX SCREW FIXED RECESSED ONTO THE CEILING PELMET AS PER THE ARCHITECTURAL DETAIL. PROVIDE THE STRIP WITH REMOTE DALI DIMMABLE POWER SUPPLIES AS REQUIRED LOCATE THE POWER SUPPLIES IN A CONCEALED ACCESSIBLE POSITION NOTED ON THE AS CONSTRUCTED DOCUMENTS.	WHITE	NPA L-NF-GLOW-VWW + POWER SUPPLY & DALI CONTROLLER	A
S5	12W/M 2700K LED	FLEXIBLE LED ROPE FLEX SCREW FIXED RECESSED ONTO THE CEILING PELMET AS PER THE ARCHITECTURAL DETAIL. PROVIDE THE STRIP WITH REMOTE DALI DIMMABLE POWER SUPPLIES AS REQUIRED LOCATE THE POWER SUPPLIES IN A CONCEALED ACCESSIBLE POSITION NOTED ON THE AS CONSTRUCTED DOCUMENTS.	WHITE	NPA L-NF-GLOW-VWW + POWER SUPPLY & DALI CONTROLLER	A
S6	RGB3000K LED	LED RGB WW STRIPS WITHIN A SCREW FIXED EXTRUSION MOUNTED ON THE LEADING EDGE OF THE FACADE AS PER THE ELEVATION AND THE ARCHITECTURAL DETAIL. PROVIDE THE STRIP WITH A RGB CONTROL SYSTEM AS PER THE RGB CONTROL SCHEMATIC WITH ONE SLAVE CONTROLLER / POWER SUPPLY PER 10M OF STRIP LOCATE THE SLAVE CONTROLLERS AND POWER SUPPLIES IN A CONCEALED ACCESSIBLE POSITION NOTED ON THE AS CONSTRUCTED DOCUMENTS.	BLACK HOUSING	NPA -SF16 RGB 3000K + HOUSING	A



ELECTRICAL DESIGN GROUP

ELECTRICAL BUILDING SERVICES CONSULTANTS

P.O. Box 15, SHERWOOD Q. 4075

Phone: (07) 3278 4375 Fax: (07) 3716 0222

Web Site: www.edg.net.au Email: brisbane@edg.net.au

C3591a - BURLEIGH HEADS HOTEL					C3591a-0002(B).xls
ELECTRICAL EQUIPMENT SCHEDULE					
REVISION B - 03 NOVEMBER 2025					
THE LIGHT FITTING SUPPLIER CONTACT DETAILS MAY BE AVAILABLE ON THE EDG WEBSITE VIA THE FOLLOWING LINK www.edg.net.au/Links/Lighting.htm					
TYPE	LAMPS	DESCRIPTION	COLOUR / ACCESSORY	CATALOGUE No	REV
S7	12W/M 2700K LED	FLEXIBLE LED ROPE FLEX SCREW FIXED RECESSED ONTO THE COUNTER PELMET AS PER THE ARCHITECTURAL DETAIL. PROVIDE THE STRIP WITH REMOTE DALI DIMMABLE POWER SUPPLIES AS REQUIRED LOCATE THE POWER SUPPLIES IN A CONCEALED ACCESSIBLE POSITION NOTED ON THE AS CONSTRUCTED DOCUMENTS.	WHITE	NPA L-NF-GLOW-VWW + POWER SUPPLY & DALI CONTROLLER	A
S8	12W/M 2700K LED	FLEXIBLE LED ROPE FLEX SCREW FIXED ONTO THE JOINERY AS PER THE ARCHITECTURAL DETAIL. PROVIDE THE STRIP WITH REMOTE DALI DIMMABLE POWER SUPPLIES AS REQUIRED LOCATE THE POWER SUPPLIES IN A CONCEALED ACCESSIBLE POSITION NOTED ON THE AS CONSTRUCTED DOCUMENTS. REFER TO THE ELEVATIONS FOR THE EXTENT.	WHITE	NPA L-NF-GLOW-VWW + POWER SUPPLY & DALI CONTROLLER	A
S9	12W/M 2700K LED	FLEXIBLE LED ROPE FLEX SCREW FIXED BEHIND THE MIRROR AS PER THE ARCHITECTURAL DETAIL. PROVIDE THE STRIP WITH REMOTE DALI DIMMABLE POWER SUPPLIES AS REQUIRED LOCATE THE POWER SUPPLIES IN A CONCEALED ACCESSIBLE POSITION NOTED ON THE AS CONSTRUCTED DOCUMENTS. REFER TO THE ELEVATIONS FOR THE EXTENT.	WHITE	NPA L-NF-GLOW-VWW + POWER SUPPLY & DALI CONTROLLER	A
S10	12W/M 2700K LED	FLEXIBLE LED ROPE FLEX SCREW FIXED BEHIND THE MIRROR AS PER THE ARCHITECTURAL DETAIL. PROVIDE THE STRIP WITH REMOTE DALI DIMMABLE POWER SUPPLIES AS REQUIRED LOCATE THE POWER SUPPLIES IN A CONCEALED ACCESSIBLE POSITION NOTED ON THE AS CONSTRUCTED DOCUMENTS. REFER TO THE ELEVATIONS FOR THE EXTENT.	WHITE	NPA L-NF-GLOW-VWW + POWER SUPPLY & DALI CONTROLLER	A
S11	14.4W/M 3000K LED	LED STRIP WITHIN A SCREW FIXED EXTRUSION WITHIN THE GARDEN WALL AS PER THE ARCHITECTURAL DETAIL. PROVIDE THE STRIP WITH REMOTE DALI DIMMABLE POWER SUPPLIES AS REQUIRED LOCATE THE POWER SUPPLIES IN A CONCEALED ACCESSIBLE POSITION NOTED ON THE AS CONSTRUCTED DOCUMENTS.	BLACK	RAPID LED 14.4W/M 3,000K 24VOLT DC IP65 R2354 PLUS ALUMINIUM EXTRUSION AND POWER SUPPLY & DALI CONTROLLER	A
S12	12W/M +/- 10% 3000K 24V LED	STEP TREAD EXTRUSION C/W IP65 LED STRIP AND DIFFUSER REMOTE DALI DIMMABLE DRIVER LOCATED IN A CONCEALED ACCESSIBLE POSITION. ENSURE THE DRIVER IS LOCATED ON THE AS CONSTRUCTED DRAWINGS.	ANODISED SILVER	SUPERLIGHT SL8488-00 + SL8488-12 + 24 V LED STRIP	A



ELECTRICAL DESIGN GROUP

ELECTRICAL BUILDING SERVICES CONSULTANTS

P.O. Box 15, SHERWOOD Q. 4075

Phone: (07) 3278 4375 Fax: (07) 3716 0222

Web Site: www.edg.net.au Email: brisbane@edg.net.au

C3591a - BURLEIGH HEADS HOTEL					C3591a-0002(B).xls
ELECTRICAL EQUIPMENT SCHEDULE					
REVISION B - 03 NOVEMBER 2025					
THE LIGHT FITTING SUPPLIER CONTACT DETAILS MAY BE AVAILABLE ON THE EDG WEBSITE VIA THE FOLLOWING LINK www.edg.net.au/Links/Lighting.htm					
TYPE	LAMPS	DESCRIPTION	COLOUR / ACCESSORY	CATALOGUE No	REV
S13	4W 3000K 24V LED	385 LONG IP67 LED STRIP RECESSED CENTRALLY INTO THE UNDERSIDE OF THE HAND RAIL C/W REMOTE DALI DIMMABLE DRIVER LOCATED IN A CONCEALED ACCESSIBLE POSITION. ENSURE THE DRIVER IS LOCATED ON THE AS CONSTRUCTED DRAWINGS.	ANODISED SILVER	SUPERLIGHT SL2083-385	A
S14	NO LONGER REQUIRED				B
E	EXISTING LIGHT FITTING TO BE RETAINED AND RESUPPLIED AS INDICATED. WITHIN ONE WEEK OF BEING AWARDED THE CONTRACT CONFIRM THE EXISTING LAMP TYPE AND CONTROL TYPE.				A
PD01	TRAILING EDGE DIMMABLE 240 VOLT 2700K E27 LED 250 LUMENS +/- 10% 15,000 HOUR LIFE LAMP	600DIA X 700 HIGH DECORATIVE PENDANT. CONFIRM THE SUSPENSION HEIGHT ONSITE WITH THE ARCHITECT	NATURAL RATTAN	LIGHTING COLLECTIVE GC951PL	A
PD02	TRAILING EDGE DIMMABLE 240 VOLT 2700K E27 LED 250 LUMENS +/- 10% 15,000 HOUR LIFE LAMP	400DIA X 400 HIGH DECORATIVE PENDANT. CONFIRM THE SUSPENSION HEIGHT ONSITE WITH THE ARCHITECT	NATURAL RATTAN	LIGHTING COLLECTIVE EM053P	A
PD03	TRAILING EDGE DIMMABLE 240 VOLT 2700K E27 LED 250 LUMENS +/- 10% 15,000 HOUR LIFE LAMP	300DIA X 420 HIGH DECORATIVE PENDANT. CONFIRM THE SUSPENSION HEIGHT ONSITE WITH THE ARCHITECT	NATURAL RATTAN	LIGHTING COLLECTIVE M048P-1	A
PD04	TRAILING EDGE DIMMABLE 240 VOLT 2700K E27 LED 250 LUMENS +/- 10% 15,000 HOUR LIFE LAMP	350DIA X 380 HIGH DECORATIVE PENDANT. CONFIRM THE SUSPENSION HEIGHT ONSITE WITH THE ARCHITECT	TIMBER	BEACON LIGHTING 018511	A
TL01E	EXISTING LIGHT FITTING TO BE RETAINED AND RESUPPLIED AS INDICATED. WITHIN ONE WEEK OF BEING AWARDED THE CONTRACT CONFIRM THE EXISTING LAMP TYPE AND CONTROL TYPE.				A
WL01	5W 2700K TE DIMMABLE LED	DECORATIVE 132 DIA WALL LIGHT C/W INTEGRAL DRIVER MOUNTED AS PER THE ARCHITECTURAL DETAILS	BRUSHED BRASS	NOOK COLLECTIONS LOOP WAVE WALL LIGHT	A
WL02	TRAILING EDGE DIMMABLE 240 VOLT 2700K 3W G9 LED	DECORATIVE 288 DIA WALL LIGHT C/W INTEGRAL DRIVER MOUNTED AS PER THE ARCHITECTURAL DETAILS	BONE	NOOK COLLECTIONS PEARL WALL LIGHT	A



ELECTRICAL DESIGN GROUP


ELECTRICAL BUILDING SERVICES CONSULTANTS

P.O. Box 15, SHERWOOD Q. 4075

Phone: (07) 3278 4375 Fax: (07) 3716 0222

Web Site: www.edg.net.au Email: brisbane@edg.net.au

C3591a - BURLEIGH HEADS HOTEL					C3591a-0002(B).xls
ELECTRICAL EQUIPMENT SCHEDULE					
REVISION B - 03 NOVEMBER 2025					
THE LIGHT FITTING SUPPLIER CONTACT DETAILS MAY BE AVAILABLE ON THE EDG WEBSITE VIA THE FOLLOWING LINK www.edg.net.au/Links/Lighting.htm					
TYPE	LAMPS	DESCRIPTION	COLOUR / ACCESSORY	CATALOGUE No	REV
WL03	TRAILING EDGE DIMMABLE 7W 3000K LED	DECORATIVE 125W X 210H X 70DEEP WALL LIGHT C/W INTEGRAL DRIVER MOUNTED AS PER THE ARCHITECTURAL DETAILS	GOLD	ABOUT SPACE DARLA WALL LIGHT	A
WL04	7W 3000K LED	WALL MOUNTED DOWNLIGHT C/W REMOTE DALI DIMMABLE DRIVER CONFIRM THE MOUNTING HEIGHT ONSITE WITH THE ARCHITECT	BLACK	SUPERLIGHT SL6391	A
RD01	12W 3000K LED	RECESSED DOWNLIGHT C/W 24 DEG BEAM REMOTE DALI DIMMABLE DRIVER	WHITE	RAPID R1077-WH-12W- WW-DALI	A
RD02	12W 3000K LED	RECESSED DOWNLIGHT C/W 24 DEG BEAM REMOTE DALI DIMMABLE DRIVER	BLACK	RAPID R1077-BK-12W- WW-DALI	A
RD03	13W 3000K LED	RECESSED ADJUSTABLE DOWNLIGHT C/W REMOTE DALI DIMMABLE DRIVER	WHITE	EQUAL TO GAMMA ILLUMINATION KHO 1002-3K-13W	A
RD04	13W 3000K LED	RECESSED ADJUSTABLE DOWNLIGHT C/W REMOTE DALI DIMMABLE DRIVER	BLACK	EQUAL TO GAMMA ILLUMINATION KHO 1002-3K-13W	A
SL01	15W 3000K LED	SURFACE MOUNTED 115 DIA X 160 HIGH CAN DOWNLIGHT C/W REMOTE DALI DIMMABLE DRIVER	BRASS	ABOUT SPACE CANNON CEILING BRASS DALI	
GL01	3W 2700K LED	GARDEN ELV SPIKE DOWNLIGHT LIGHT. PROVIDE EACH GROUP OF GL01 FITTINGS WITH A REMOTE COMMON DALI DIMMABLE DRIVER. LOCATE DRIVER /POWER SUPPLY IN A CONCEALED ACCESSIBLE POSITION NOTED ON THE AS CONSTRUCTED DOCUMENTS.	BLACK	NOCTURNAL LIGHTING TWIGGY SPIKE - DALI	A
G1	GAMING BASE KICK LED STRIP LIGHTS TO BE PROVIDED AS PART OF THE GAMING BASE AND CONNECTED BY THE GAMING ELECTRICIAN.				A
FS01	1W LED AT 500 CENTRES	FESTOON LIGHTS WITH NEW 24V DC IP65 FESTOON LIGHTING TO BE FIXED TO A 316 STAINLESS STEEL WIRE SUPPORT SYSTEM. SUPPLY THE NEW FESTOON LIGHTS VIA REMOTE DALI DIMMABLE DRIVERS IN A CONCEALED ACCESSIBLE POSITIONS NOTED ON THE AS CONSTRUCTED DOCUMENTS. CONFIRM THE LENGTH AND POSITION ON SITE ENSURE THE FESTOON LIGHTS ARE LOWER THAN THE ADJACENT CEILING FANS	BLACK CABLE AND FIXINGS 316 STAINLESS STEEL SUPPORT AND FIXINGS	FIRE FLY FFC-LS-50- 24VE27-BK	A
E1	LED	EMERGENCY LIGHT: RECESSED NON-MAINTAINED EMERGENCY LIGHT. AS2293 CLASSIFICATION C0-D40 - C90-D40.	WHITE	CLEVERTRONICS LLIFE	A



ELECTRICAL DESIGN GROUP


ELECTRICAL BUILDING SERVICES CONSULTANTS

P.O. Box 15, SHERWOOD Q. 4075

Phone: (07) 3278 4375 Fax: (07) 3716 0222

Web Site: www.edg.net.au Email: brisbane@edg.net.au

C3591a - BURLEIGH HEADS HOTEL				C3591a-0002(B).xls	
ELECTRICAL EQUIPMENT SCHEDULE					
REVISION B - 03 NOVEMBER 2025					
THE LIGHT FITTING SUPPLIER CONTACT DETAILS MAY BE AVAILABLE ON THE EDG WEBSITE VIA THE FOLLOWING LINK www.edg.net.au/Links/Lighting.htm					
TYPE	LAMPS	DESCRIPTION	COLOUR / ACCESSORY	CATALOGUE No	REV
E2	LED	EMERGENCY LIGHT: SURFACE MOUNTED NON-MAINTAINED EMERGENCY LIGHT. AS2293 CLASSIFICATION C0-D40 - C90-D40.	BLACK	CLEVERTRONICS LLIFEBLK	A
E3	LED	EXIT LIGHT: MAINTAINED 24M VIEWING DISTANCE EXIT LIGHT C/W DIFFUSERS & DIRECTIONAL ARROWS AS SHOWN. CEILING SURFACE MOUNT OR WALL MOUNT BETWEEN 2100mm & 2700mm AFFL IF THERE IS NO VERTICAL SURFACE TO MOUNT THE FITTING ON WITHIN THIS RANGE CONFIRM THE MOUNTING HEIGHT WITH THE ENGINEER. AS2293 CLASSIFICATION C0-D1.25- C90-D2	WHITE	CLEVERTRONICS LUBPRO-SM	A
EX	LED	EXIT LIGHT: MAINTAINED 24M VIEWING DISTANCE EXIT LIGHT C/W DIFFUSERS & DIRECTIONAL ARROWS AS SHOWN. CEILING SURFACE MOUNT OR WALL MOUNT BETWEEN 2100mm & 2700mm AFFL IF THERE IS NO VERTICAL SURFACE TO MOUNT THE FITTING ON WITHIN THIS RANGE CONFIRM THE MOUNTING HEIGHT WITH THE ENGINEER. AS2293 CLASSIFICATION C0-D1.25- C90-D2	BLACK	CLEVERTRONICS LUBPRO-SM	A
RGB MASTER CONTROLLER (MC)		RGB MASTER CONTROLLER WALL MOUNTED AT 1400AFFL. PROVIDE THE MASTER CONTROLLER WITH A POWER SUPPLY VIA A SINGLE GPO. CONNECT THE MASTER CONTROLLER TO THE SLAVE CONTROLLERS FOR THE ASSOCIATED CHANNEL AS PER THE RGB CONTROL SCHEMATIC. CONFIGURE AND LABEL THE CONTROLLER AS DIRECTED BY THE HOTEL MANAGEMENT ON SITE.	NPA-FL-E-RGBW-W4C		A
RGB SLAVE CONTROLLER (SC)		RGB SLAVE CONTROLLER PER 10M OF RGBWW LED STRIP. LOCATE THE SLAVE CONTROLLER AND ASSOCIATED POWER SUPPLY IN A CONCEALED ACCESSIBLE POSITION NOMINATED ON THE AS CONSTRUCTED DOCUMENTS. CONNECT THE SLAVE CONTROLLER TO THE MASTER CONTROLLER AND POWER SUPPLY AS PER THE RGB CONTROL SCHEMATIC.	NPA-FL-E-RGBW-S		A
HR01	NEW HEATER AND ASSOCIATED CONTROL TO BE PROVIDED TO MATCH THE EXISTING ADJACENT HEATER.				A
HRE	EXISTING HEATER AND ITS ASSOCIATED CONTROL TO BE RETAINED AND RECIRCUITS AS INDICATED.				A
HL01	PENDANT HEAT LAMP C/W IR LAMP SUSPENDED AS PER THE ARCHITECTURAL DETAIL.		smooth WHITE	HATCO DL-500(L)	B
ONE-WAY LIGHT SWITCH		ONE-WAY LIGHT SWITCH C/W CIRCUIT IDENTIFICATION ON THE FACEPLATE BEHIND THE SURROUND MOUNTED AT 1000mm AFFL UNLESS NOTED OTHERWISE.	WHITE UNLESS NOTED AS BLACK (BK)	CLIPSAL C2000 SERIES FACEPLATE	B
CHANNEL x		CONTROL CHANNEL WITH A NUMERICAL REFERENCE. REFER TO THE POWER AND LIGHTING CONTROL SCHEMATIC / SCHEDULE			A



ELECTRICAL DESIGN GROUP

ELECTRICAL BUILDING SERVICES CONSULTANTS

P.O. Box 15, SHERWOOD Q. 4075

Phone: (07) 3278 4375 Fax: (07) 3716 0222

Web Site: www.edg.net.au Email: brisbane@edg.net.au

C3591a - BURLEIGH HEADS HOTEL					C3591a-0002(B).xls
ELECTRICAL EQUIPMENT SCHEDULE					
REVISION B - 03 NOVEMBER 2025					
THE LIGHT FITTING SUPPLIER CONTACT DETAILS MAY BE AVAILABLE ON THE EDG WEBSITE VIA THE FOLLOWING LINK www.edg.net.au/Links/Lighting.htm					
TYPE	LAMPS	DESCRIPTION	COLOUR / ACCESSORY	CATALOGUE No	REV
LIGHTING CONTROL SWITCH PANEL (SPx)		6-BUTTON PROGRAMMABLE SWITCH PANEL C/W CENTRAL LCD DISPLAY MOUNTED AT 1000mm AFFL UNLESS NOTED OTHERWISE.	ALUMINIUM	DYNALITE ANTUMBRA DISPLAY	A
SINGLE POWER OUTLET		SINGLE POWER OUTLET C/W CIRCUIT IDENTIFICATION ON THE FACEPLATE BEHIND THE SURROUND MOUNT AT 300mm AFFL U.N.O. RATING 10A U.N.O.	WHITE UNLESS NOTED AS BLACK (BK)	CLIPSAL C2000 SERIES	A
AUTO DOOR SINGLE POWER OUTLET (AD)		SINGLE POWER OUTLET C/W CIRCUIT IDENTIFICATION LOCATED CONCEALED WITHIN THE AUTO DOOR HEAD MULLION RATING 10A U.N.O.	WHITE	CLIPSAL C2000 SERIES	A
DOUBLE POWER OUTLET		DOUBLE POWER OUTLET C/W CIRCUIT IDENTIFICATION ON THE FACEPLATE BEHIND THE SURROUND MOUNT AT 300mm AFFL U.N.O. RATING 10A U.N.O.	WHITE UNLESS NOTED AS BLACK (BK)	CLIPSAL C2000 SERIES	A
GAMING TAB OUTLET		GAMING / TAB OUTLETS PROVIDED BY THE GAMING ELECTRICIAN. REFER TO THE NOTES FOR ADDITIONAL DETAILS ON THE SCOPE.			A
SIGN / UMBRELLA CONNECTION		COORDINATE THE LOCATION AND CONNECTION WITH THE SIGN CONTRACTOR / UMBRELLA SUPPLIER ENSURING THE CONNECTION ARE PROVIDED WITH APPROPRIATE WEATHER PROTECTION AND ARE CONCEALED FROM VIEW.			A
SINGLE-PHASE ISOLATOR		SINGLE-PHASE WEATHERPROOF ISOLATOR. MOUNT AT 1350mm AFFL U.N.O. RATING 20A U.N.O. CONNECT TO EQUIPMENT VIA FLEXIBLE CONDUIT.	-	CLIPSAL WHT20	A
THREE-PHASE ISOLATOR		THREE-PHASE WEATHERPROOF ISOLATOR. MOUNT AT 1350mm AFFL U.N.O. RATING 20A U.N.O. CONNECT TO EQUIPMENT VIA FLEXIBLE CONDUIT.	-	CLIPSAL WHT35	A
DB-L		IN THE SPACE CREATED BY THE REMOVAL OF DB-CBUS AND THE ASSOCIATED CBUS CONTROLLERS PROVIDE A NEW DISTRIBUTION BOARD DB-L AS PER THE DB-L SCHEDULE AND NOTES. RECONNECT THE EXISTING DB-CBUS SUB MAIN TO DB-L AND UPDATE THE SOURCE LABEL ACCORDINGLY.			A
DB-CBUS		EXISTING DISTRIBUTION BOARD DB-CBUS AND THE ASSOCIATED CBUS CONTROLLERS TO BE REMOVED.			A
DB-G		EXISTING GAMING DISTRIBUTION BOARD DB-G TO BE UPGRADED AS NECESSARY BY THE GAMING ELECTRICIAN.			A
DB-1		EXISTING DISTRIBUTION BOARD DB-1 TO REMAIN AND BE PROVIDED WITH THE ADDITIONAL CIRCUITS AS PER THE DB-1 SCHEDULE. REMOVE ALL EXISTING CIRCUITS MADE REDUNDANT BY THE WORKS. UPDATE THE SCHEDULE AT PRACTICAL COMPLETION.			A
DB-2		EXISTING DISTRIBUTION BOARD DB-2 TO REMAIN AND BE PROVIDED WITH THE ADDITIONAL CIRCUITS AS PER THE DB-2 SCHEDULE. REMOVE ALL EXISTING CIRCUITS MADE REDUNDANT BY THE WORKS. UPDATE THE SCHEDULE AT PRACTICAL COMPLETION.			A



ELECTRICAL DESIGN GROUP


ELECTRICAL BUILDING SERVICES CONSULTANTS

P.O. Box 15, SHERWOOD Q. 4075

Phone: (07) 3278 4375 Fax: (07) 3716 0222

Web Site: www.edg.net.au Email: brisbane@edg.net.au

C3591a - BURLEIGH HEADS HOTEL					C3591a-0002(B).xls
ELECTRICAL EQUIPMENT SCHEDULE					
REVISION B - 03 NOVEMBER 2025					
THE LIGHT FITTING SUPPLIER CONTACT DETAILS MAY BE AVAILABLE ON THE EDG WEBSITE VIA THE FOLLOWING LINK www.edg.net.au/Links/Lighting.htm					
TYPE	LAMPS	DESCRIPTION	COLOUR / ACCESSORY	CATALOGUE No	REV
DB-3		EXISTING DISTRIBUTION BOARD DB-3 TO REMAIN AS IS.			A
MSB		EXISTING HOTEL MAIN SWITCHBOARD TO REMAIN AS IS			A
SMOKE DETECTOR		SURFACE MOUNT SMOKE DETECTOR COMPATIBLE WITH HE EXISTING FIRE DETECTION SYSTEM WHITE UNLESS DENOTED AS (BK)THEN THE DETECTOR IS TO BE BLACK.			A
FIRE EVACUATION SPEAKER		CEILING RECESSED 5W FIRE ALARM SPEAKER C/W 100V MULTI-TAP TRANSFORMER AND FLUSH GRILLE WHITE UNLESS DENOTED AS (BK)THEN THE GRILLE IS TO BE BLACK.			A
AUTO DOOR INTERFACE		INTERFACE THE FIRE ALARM SYSTEM INTO THE AUTO DOOR TO UNLOCK UPON ALARM			A



ELECTRICAL DESIGN GROUP

ELECTRICAL BUILDING SERVICES CONSULTANTS

P.O. Box 15, SHERWOOD Q. 4075

Phone: (07) 3278 4375 Fax: (07) 3716 0222

Web Site: www.edg.net.au Email: brisbane@edg.net.au


C3591a - BURLEIGH HEADS HOTEL

C3591a-0004(B).xls

LIGHTING CONTROL SCHEDULE

REVISION B - 03 NOVEMBER 2025

MISCELLANEOUS EQUIPMENT				REV	
ITEM	DESCRIPTION			A	
SP1	AS DETAILED IN THE EQUIPMENT SCHEDULE 6-BUTTON PROGRAMMABLE SWITCH PANEL C/W CENTRAL LCD DISPLAY DYNALITE ANTUMBRA DISPLAY ALUMINIUM			A	
SP2	AS DETAILED IN THE EQUIPMENT SCHEDULE 6-BUTTON PROGRAMMABLE SWITCH PANEL C/W CENTRAL LCD DISPLAY DYNALITE ANTUMBRA DISPLAY ALUMINIUM			A	
SP3	AS DETAILED IN THE EQUIPMENT SCHEDULE 6-BUTTON PROGRAMMABLE SWITCH PANEL C/W CENTRAL LCD DISPLAY DYNALITE ANTUMBRA DISPLAY ALUMINIUM			A	
PE CELL	PROGRAMMABLE PE CELL DUS 90CS CONFIRM THE LOCATION ON SITE WITH THE ARCHITECT			A	
TIME CLOCK	PROGRAMMABLE TIME CLOCK ENVISION GATEWAY PDEG LOCATED IN DB-2			A	
CONTROL MODULE 1				A	
TYPE:		DYNALITE DDMC802		A	
DESCRIPTION		8CH MODULAR CONTROLLER		A	
LOCATION		DIN RAIL MOUNTED WITHIN DB-L		A	
BUS:		A		A	
CHANNEL	CONTROL	DESCRIPTION		A	
		LOCATION	CIRCUIT	USE	A
1	DGTM202		DB-L -L1	PD03	A
2				PD01	A
3	DGTM202			WL01	A
4					A
5					A
6					A
7					A
8					A
CONTROL MODULE 2				A	
TYPE:		DYNALITE DDMC802		A	
DESCRIPTION		8CH MODULAR CONTROLLER		A	
LOCATION		DIN RAIL MOUNTED WITHIN DB-L		A	
BUS:		A		A	
CHANNEL	CONTROL	DESCRIPTION		A	
		LOCATION	CIRCUIT	USE	A
9	DGTM202		DB-L -L2	PD02	A
10				PD04	A
11	DGTM202			WL02	A
12				WL03	A
13					A
14					A
15					A
16					A



ELECTRICAL DESIGN GROUP

ELECTRICAL BUILDING SERVICES CONSULTANTS

P.O. Box 15, SHERWOOD Q. 4075

Phone: (07) 3278 4375 Fax: (07) 3716 0222

Web Site: www.edg.net.au Email: brisbane@edg.net.au


C3591a - BURLEIGH HEADS HOTEL

C3591a-0004(B).xls

LIGHTING CONTROL SCHEDULE

REVISION B - 03 NOVEMBER 2025

CONTROL MODULE 3					A
TYPE:		DYNALITE DDRC1220FR-GL			A
DESCRIPTION		12CH 20 A FEEDTHROUGH RELAY CONTROLLER			A
LOCATION		DIN RAIL MOUNTED WITHIN DB-L			A
BUS:		A			A
CHANNEL	CONTROL	DESCRIPTION			A
		LOCATION	CIRCUIT	USE	A
19	SWITCHED	GAMING	DB-G- L1	G1	A
20	SWITCHED	GAMING	DB-G- L1	G1	A
21	SWITCHED	GAMING	DB-G- P12	SIGN	A
22	SWITCHED	GAMING	DB-G- P13	SIGN	A
23	SWITCHED	GAMING	DB-G- P14	SIGN	A
24	SWITCHED		DB-L- L3	SIGN	A
25	SWITCHED		DB-L- L3	SIGN	A
26	SWITCHED		DB-L- L3	SIGN	A
27	SWITCHED	SPORTS BAR	DB-L- L3	TL01E	A
28	SWITCHED	EXTERNAL	DB-L- L18	S6	A
29					A
30					A
CONTROL MODULE 4					A
TYPE:		DYNALITE DDBC1200			A
DESCRIPTION		12CH BOARD CAST DALI CONTROLLER			A
LOCATION		DIN RAIL MOUNTED WITHIN DB-L			A
BUS:		A			A
CHANNEL	CONTROL	DESCRIPTION			A
		LOCATION	CIRCUITS	USE	A
31	DALI DIM	GAMING	DB-L- L5	S1	A
32	DALI DIM	AMENITY	DB-L- L5	S9	A
33	DALI DIM	AMENITY	DB-L- L5	S9	A
34	DALI DIM	BAR	DB-L- L5	S1	A
35	DALI DIM	BAR	DB-L- L5	S7	A
36	DALI DIM	BAR	DB-L- L5	S8	A
37	DALI DIM		DB-L- L6	S8	A
38	DALI DIM		DB-L- L6	S7	A
39	DALI DIM		DB-L- L5	S3	A
40	DALI DIM		DB-L- L6	S3	A
41	DALI DIM		DB-L- L6	S1	A
42					B
CONTROL MODULE 5					A
TYPE:		DYNALITE DDBC1200			A
DESCRIPTION		12CH BOARD CAST DALI CONTROLLER			A
LOCATION		DIN RAIL MOUNTED WITHIN DB-L			A
BUS:		A			A
CHANNEL	CONTROL	DESCRIPTION			A
		LOCATION	CIRCUITS	USE	A
43	DALI DIM	GAMING	DB-L- L7	S2	A
44	DALI DIM	GAMING	DB-L- L7	RD02	A
45	DALI DIM	GAMING	DB-L- L7	E	A
46	DALI DIM	GAMING	DB-L- L7	E	A
47	DALI DIM	GAMING	DB-L- L8	RD01	A
48	DALI DIM	GAMING	DB-L- L8	SL01	A
49	DALI DIM		DB-L- L8	RD01	A
50	DALI DIM		DB-L- L8	E	A
51	DALI DIM		DB-L- L9	RD01	A
52	DALI DIM		DB-L- L9	RD01	A
53	DALI DIM		DB-L- L9	RD01	A
54					A



ELECTRICAL DESIGN GROUP

ELECTRICAL BUILDING SERVICES CONSULTANTS

P.O. Box 15, SHERWOOD Q. 4075

Phone: (07) 3278 4375 Fax: (07) 3716 0222

Web Site: www.edg.net.au Email: brisbane@edg.net.au

C3591a - BURLEIGH HEADS HOTEL

C3591a-0004(B).xls

LIGHTING CONTROL SCHEDULE

REVISION B - 03 NOVEMBER 2025

CONTROL MODULE 6					A
TYPE:		DYNALITE DDBC1200			A
DESCRIPTION		12CH BOARD CAST DALI CONTROLLER			A
LOCATION		DIN RAIL MOUNTED WITHIN DB-L			A
BUS:		A			A
CHANNEL	CONTROL	DESCRIPTION			A
		LOCATION	CIRCUITS	USE	A
55	DALI DIM	AMENITY	DB-L - L10	RD01	A
56	DALI DIM	AMENITY	DB-L - L10	RD01	A
57	DALI DIM	AMENITY	DB-L - L11	RD01	A
58	DALI DIM	AMENITY	DB-L - L11	RD01	A
59	DALI DIM	BISTRO	DB-L - L12	RD01	A
60	DALI DIM	EXTERNAL	DB-L - L12	E	A
61	DALI DIM	BISTRO	DB-L - L13	S4	A
62	DALI DIM	BISTRO	DB-L - L13	RD01	A
63	DALI DIM	BISTRO	DB-L - L13	S5	A
64	DALI DIM	BISTRO	DB-L - L13	RD03	A
65					A
66					A
CONTROL MODULE 7					A
TYPE:		DYNALITE DDBC1200			A
DESCRIPTION		12CH BOARD CAST DALI CONTROLLER			A
LOCATION		DIN RAIL MOUNTED WITHIN DB-L			A
BUS:		A			A
CHANNEL	CONTROL	DESCRIPTION			A
		LOCATION	CIRCUITS	USE	A
67	DALI DIM	AMENITY	DB-L - L14	RD01	A
68	DALI DIM	SPORTS BAR	DB-L - L14	RD01	A
69	DALI DIM	SPORTS BAR	DB-L - L15	RD02	A
70	DALI DIM	SPORTS BAR	DB-L - L15	RD01	A
71	DALI DIM	SPORTS BAR	DB-L - L16	RD02	A
72	DALI DIM	SPORTS BAR	DB-L - L16	RD04	A
73	DALI DIM	SPORTS BAR	DB-L - L16	S3	A
74	DALI DIM	EXTERNAL	DB-L - L17	E	A
75	DALI DIM	EXTERNAL	DB-L - L17	FS01	A
76	DALI DIM	EXTERNAL	DB-L - L17	FS01	A
77	DALI DIM	EXTERNAL	DB-L - L18	FS01	A
78	DALI DIM	EXTERNAL	DB-L - L18	S11	A
CONTROL MODULE 8					A
TYPE:		DYNALITE DDBC1200			A
DESCRIPTION		12CH BOARD CAST DALI CONTROLLER			A
LOCATION		DIN RAIL MOUNTED WITHIN DB-L			A
BUS:		A			A
CHANNEL	CONTROL	DESCRIPTION			A
		LOCATION	CIRCUITS	USE	A
79	DALI DIM	EXTERNAL	DB-L- L18	S13	A
80	DALI DIM	EXTERNAL	DB-L- L18	S12	A
81	DALI DIM	EXTERNAL	DB-L- L18	GL01	A
82	DALI DIM	EXTERNAL	DB-L- L19	WL04	A
83	DALI DIM	SPORTS BAR	DB-L- L19	S1	A
84	DALI DIM	AMENITY	DB-L- L19	S10	A
85	DALI DIM	SPORTS BAR	DB-L- L19	S7	A
86	DALI DIM	SPORTS BAR	DB-L- L19	S8	A
87					A
88					A
89					A
90					A



ELECTRICAL DESIGN GROUP

ELECTRICAL BUILDING SERVICES CONSULTANTS

P.O. Box 15, SHERWOOD Q. 4075

Phone: (07) 3278 4375

Website: www.edg.net.au Email: brisbane@edg.net.au

C3591a - BURLEIGH HEADS HOTEL

C3591a-0005(B).xls

DISTRIBUTION BOARD DB-L

REVISION B - 03 NOVEMBER 2025

FAULT CURRENT: 6KA							REV
MAIN SWITCH: 250 NON AUTO LOAD BREAK							A
CHASSIS SIZE: 36 POLE							A
CHASSIS RATING: 250A							A
SUPPLY CABLE: EXISTING							A
PHASES: 3							A
REFER TO THE EQUIPMENT SCHEDULE AND NOTES FOR ADDITIONAL REQUIREMENTS. PROVIDE THE DB WITH A FULL WIDTH EMPTY DIN RAIL TO ACCOMMODATE FUTURE CONTACTORS AND CONTROLS IN ADDITION TO THE CONTROLS INCLUDING THE DYNALITE EQUIPMENT PROVIDED AS PART OF THE INITIAL WORKS. PROVIDE THE DB WITH AN AS2293 EMERGENCY LIGHTING CONTROL SYSTEM TO CONTROL THE ASSOCIATED EMERGENCY LIGHTS. PROVIDE THE DB WITH SURGE PROTECTION. ENSURE THE SCHEDULE INCLUDES THE CIRCUIT USE AND LOCATION. ALLOW NEW SWITCHGEAR AND CONTROLS TO CONNECT ANY EXISTING DB-CBUS CIRCUITS THAT REMAIN.							A
CIRC	PH	CIRCUIT BREAKER (amps)	CONTROL EQUIPMENT	CABLE SIZE (mm ²)	LOCATION	CIRCUIT USE	A
L1	1	20	RCBO	2.5		LIGHTING	A
L2	1	20	RCBO	2.5		LIGHTING	A
L3	1	20	RCBO	2.5		LIGHTING	A
L4							B
L5	1	20	RCBO	2.5		LIGHTING	A
L6	1	20	RCBO	2.5		LIGHTING	A
L7	1	20	RCBO	2.5		LIGHTING	A
L8	1	20	RCBO	2.5		LIGHTING	A
L9	1	20	RCBO	2.5		LIGHTING	A
L10	1	20	RCBO	2.5		LIGHTING	A
L11	1	20	RCBO	2.5		LIGHTING	A
L12	1	20	RCBO	2.5		LIGHTING	A
L13	1	20	RCBO	2.5		LIGHTING	A
L14	1	20	RCBO	2.5		LIGHTING	A
L15	1	20	RCBO	2.5		LIGHTING	A
L16	1	20	RCBO	2.5		LIGHTING	A
L17	1	20	RCBO	2.5		LIGHTING	A
L18	1	20	RCBO	2.5		LIGHTING	A
L19	1	20	RCBO	2.5		LIGHTING	A
L20	1	20	RCBO	2.5		HEAT LAMPS	B
							A



ELECTRICAL DESIGN GROUP

ELECTRICAL BUILDING SERVICES CONSULTANTS

P.O. Box 15, SHERWOOD Q. 4075

Phone: (07) 3278 4375

Website: www.edg.net.au Email: brisbane@edg.net.au

C3591a - BURLEIGH HEADS HOTEL

C3591a-0006(A).xls

DISTRIBUTION BOARD DB-G

REVISION A - 01 OCTOBER 2025

							REV
EXISTING DISTRIBUTION BOARD TO BE UPGRADED AS REQUIRED BY THE GAMING ELECTRICIAN							A
CIRC	PH	CIRCUIT BREAKER (amps)	CONTROL EQUIPMENT	CABLE SIZE (mm ²)	LOCATION	CIRCUIT USE	A
P1	1	20	RCBO	2.5	GAMING	GAMING MACHINE	A
P2	1	20	RCBO	2.5	GAMING	GAMING MACHINE	A
P3	1	20	RCBO	2.5	GAMING	GAMING MACHINE	A
P4	1	20	RCBO	2.5	GAMING	GAMING MACHINE	A
P5	1	20	RCBO	2.5	GAMING	GAMING MACHINE	A
P6	1	20	RCBO	2.5	GAMING	GAMING MACHINE	A
P7	1	20	RCBO	2.5	GAMING	GAMING MACHINE	A
P8	1	20	RCBO	2.5	GAMING	GAMING MACHINE	A
P9	1	20	RCBO	2.5	GAMING	MODEM	A
P10	1	20	RCBO	2.5	GAMING	CRT	A
P11	1	20	RCBO	2.5	GAMING	LED SCREEN	A
P12	1	20	RCBO	2.5	GAMING	SIGN	A
P13	1	20	RCBO	2.5	GAMING	SIGN	A
P14	1	20	RCBO	2.5	GAMING	SIGN	A
							A
							A
							A
L1	1	20	RCBO	2.5	GAMING	LIGHTING	A
							A
							A



ELECTRICAL DESIGN GROUP

ELECTRICAL BUILDING SERVICES CONSULTANTS

P.O. Box 15, SHERWOOD Q. 4075

Phone: (07) 3278 4375

Website: www.edg.net.au Email: brisbane@edg.net.au

C3591a - BURLEIGH HEADS HOTEL

C3591a-0007(A).xls

DISTRIBUTION BOARD DB-1

REVISION A - 01 OCTOBER 2025

							REV
REMOVE ALL CORCITS MADE REDUNDANT BY THE WORKS. PROVIDE NEW SWITCHGEAR FOR THE FOLLOWING CIRCUITS AND UPDATE THE SCHEDULE AT PRACTICAL COMPLETION							A
CIRC	PH	CIRCUIT BREAKER (amps)	CONTROL EQUIPMENT	CABLE SIZE (mm ²)	LOCATION	CIRCUIT USE	A
P1	1	20	RCBO	2.5	SPORTS BAR	TAB	A
P2	1	20	RCBO	2.5	SPORTS BAR	TV	A
							A
							A
							A
							A
							A
							A
							A
							A
							A



ELECTRICAL DESIGN GROUP

ELECTRICAL BUILDING SERVICES CONSULTANTS

P.O. Box 15, SHERWOOD Q. 4075

Phone: (07) 3278 4375

Website: www.edg.net.au Email: brisbane@edg.net.au

C3591a - BURLEIGH HEADS HOTEL








































C3591a-0008(A).xls

DISTRIBUTION BOARD DB-2




















REVISION A - 01 OCTOBER 2025

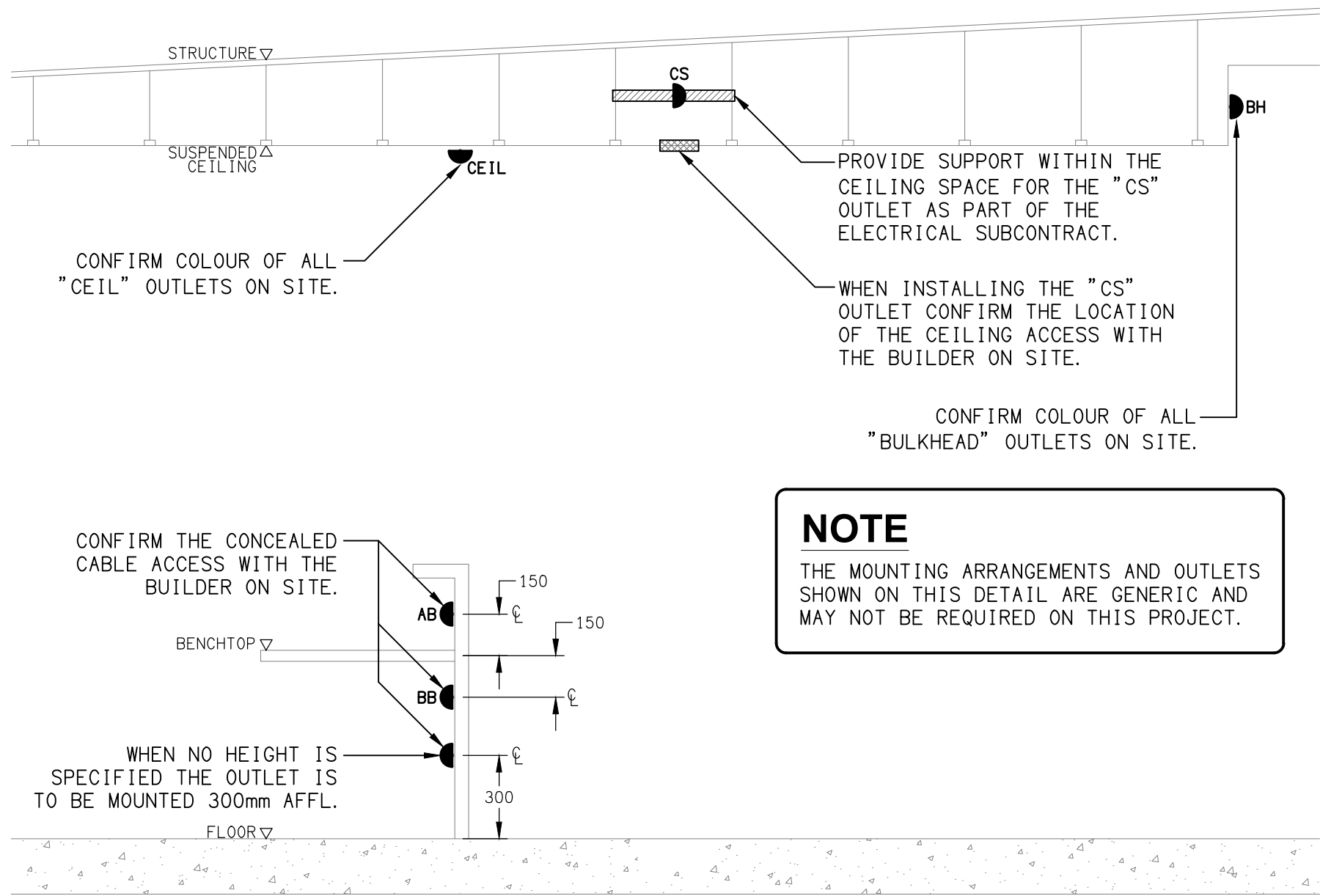
							REV
REMOVE ALL CORCITS MADE REDUNDANT BY THE WORKS. PROVIDE NEW SWITCHGEAR FOR THE FOLLOWING CIRCUITS AND UPDATE THE SCHEDULE AT PRACTICAL COMPLETION							A
CIRC	PH	CIRCUIT BREAKER (amps)	CONTROL EQUIPMENT	CABLE SIZE (mm ²)	LOCATION	CIRCUIT USE	A
P1	1	20	RCBO	2.5	GAMING	CLEANING	A
P2	1	20	RCBO	2.5	GAMING	TV	A
P3	1	20	RCBO	2.5	GAMING	AUTO DOOR	A
P4	1	20	RCBO	2.5	BISTRO	MEAT & GREET	A
P5	1	20	RCBO	2.5	EXTERNAL	HEATER	A
P6	1	20	RCBO	2.5	EXTERNAL	HEATER	A
P7	1	20	RCBO	2.5	EXTERNAL	HEATER	A
P8	1	20	RCBO	2.5	EXTERNAL	HEATER	A
							A
							A

LEGEND

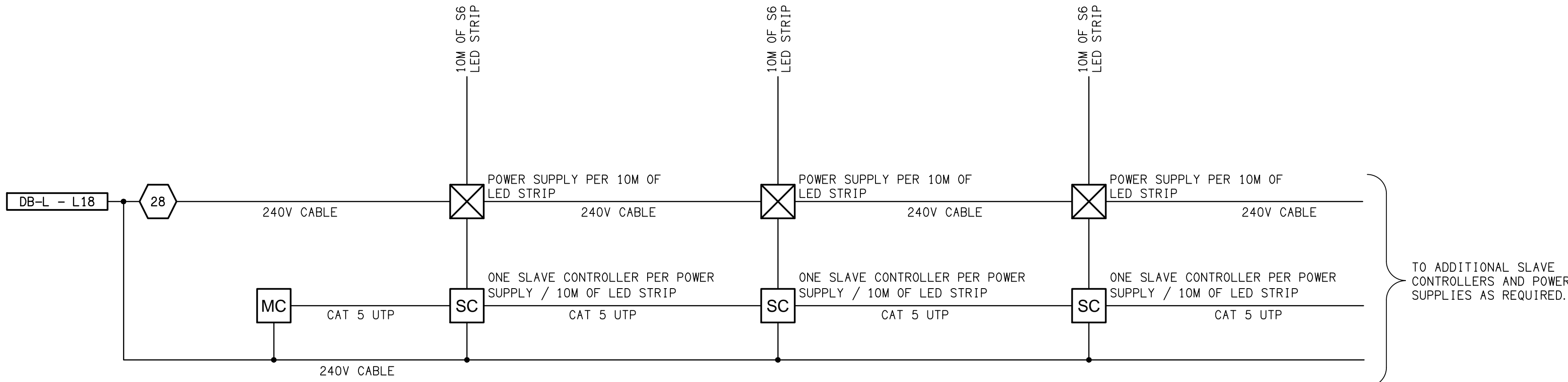
-  ELECTRICAL SERVICES SWITCHBOARD.
-  SWITCHBOARD / CONTROL PANEL NOT PROVIDED AS PART OF THE ELECTRICAL SUBCONTRACT.
-  SINGLE POWER OUTLET.
-  DOUBLE POWER OUTLET.
-  SINGLE POWER OUTLET MOUNTED WITHIN THE AUTO DOOR MULLION.
-  GAMING / TAB OUTLET BY GAMING ELECTRICIAN.
-  SIGNAGE CONNECTION.
-  SINGLE PHASE ISOLATOR.
-  LIGHTING CONTROL SWITCH PANEL, TYPE x.
-  CIRCUIT LINE.
-  SWITCH LINE.
-  POWER CIRCUIT DESIGNATION. DENOTES DB AND CIRCUIT.
-  LIGHTING CONTROL CHANNEL REFERENCE.
-  ELECTRICAL EQUIPMENT AS NOTED.
-  REFER TO DETAIL NOTED FOR THE AREA SHOWN HATCHED. ADDITIONAL OUTLETS & FITTINGS MAY BE SHOWN ON DETAIL.
-  S1: DALI DIMMABLE LED STRIP MOUNTED BEHIND THE TV.
-  S2: GAMING CEILING CURTAIN PELMET DALI DIMMABLE LED STRIP.
-  S3: CEILING BULKHEAD PELMET DALI DIMMABLE LED STRIP.
-  S4: CEILING BULKHEAD PELMET DALI DIMMABLE LED STRIP.
-  S5: CEILING BULKHEAD PELMET DALI DIMMABLE LED STRIP.
-  S6: EXTERNAL FACADE EDGE RGB LED STRIP.
-  S7: BAR COUNTER PELMET DALI DIMMABLE LED STRIP.
-  S8: REAR BAR JOINERY DALI DIMMABLE LED STRIP.
-  S9: DALI DIMMABLE LED STRIP MOUNTED BEHIND THE MIRROR.
-  S10: DALI DIMMABLE LED STRIP MOUNTED BEHIND THE MIRROR.
-  S11: DALI DIMMABLE LED STRIP MOUNTED WITHIN THE GARDEN OVERHANG.
-  S12: DALI DIMMABLE LED STRIP MOUNTED WITHIN THE STAIR TREAD.
-  S13: DALI DIMMABLE LED STRIP MOUNTED WITHIN THE STAIR HANDRAIL.
-  S14: NO LONGER REQUIRED.
-  E1: GENERAL RECESSED LED EMERGENCY LIGHT, WHITE.
-  E2: GENERAL RECESSED LED EMERGENCY LIGHT, BLACK.
-  E3 EX: EMERGENCY LED EXIT LIGHT, BLACK.
-  EX: EMERGENCY LED EXIT LIGHT, WHITE.
-  PD01: DECORATIVE PHASE DIMMED SUSPENDED PENDANT.
-  PD02: DECORATIVE PHASE DIMMED SUSPENDED PENDANT
-  PD03: DECORATIVE PHASE DIMMED SUSPENDED PENDANT
-  PD04: DECORATIVE PHASE DIMMED SUSPENDED PENDANT.
-  TL01E: EXISTING TRACK LIGHT.
-  SL01: SURFACE CAN DOWNLIGHT, DALI DIMMED.
- WL01: DECORATIVE PHASE DIMMED WALL LIGHT.
- WL02: DECORATIVE PHASE DIMMED WALL LIGHT.
- WL03: DECORATIVE PHASE DIMMED WALL LIGHT.
- WL04: EXTERNAL WALL LIGHT, DALI DIMMED.

LEGEND

-  RD01: RECESSED DALI DIMMABLE LED DOWNLIGHT, WHITE.
-  RD02: RECESSED DALI DIMMABLE LED DOWNLIGHT, BLACK.
-  RD03: RECESSED ADJUSTABLE DALI DIMMABLE LED DOWNLIGHT, WHITE.
-  RD04: RECESSED ADJUSTABLE DALI DIMMABLE LED DOWNLIGHT, BLACK.
-  E: EXISTING RECESSED DOWNLIGHT TO BE RECONNECTED.
-  FS01: FESTOON LIGHTING FIXED TO STAINLESS STEEL SUPPORT, BLACK.
-  GL01: GARDEN SPIKE SPOT LIGHT, BLACK.
-  HRE: EXISTING HEATER TO BE RETAINED.
-  HR01: NEW HEATER, TYPE 1.
-  G1: GAMING BASE LED STRIP LIGHT.
-  HL1: HEAT LAMP.
-  ONE-WAY LIGHT SWITCH.
-  SURFACE MOUNTED SMOKE DETECTOR, WHITE.
-  SURFACE MOUNTED SMOKE DETECTOR, BLACK.
-  FLUSH RECESSED FIRE ALARM SPEAKER, WHITE.
-  FLUSH RECESSED FIRE ALARM SPEAKER, BLACK.
-  FIRE ALARM SYSTEM AUTO DOOR INTERFACE.
-  RGB MASTER CONTROLLER.
-  RGB SLAVE CONTROLLER.



DETAIL
TYPICAL OUTLET MOUNTINGS
NOT TO SCALE



SCHEMATIC
S6 RGB CONTROL
NOT TO SCALE

THE COPYRIGHT OF THIS DRAWING REMAINS THE PROPERTY OF THE ELECTRICAL DESIGN GROUP.

USE FIGURED DIMENSIONS IN PREFERENCE TO SCALE.

ALL DIMENSIONS TO BE VERIFIED ONSITE.

C	TENDER	03/11/2025
REV:	DESCRIPTION:	DATE:

ELECTRICAL DESIGN GROUP
ELECTRICAL BUILDING SERVICES CONSULTANTS

BRISBANE: P.O. Box 15, Sherwood Qld 4075
Phone: (07) 3278 4375
Email: brisbane@edg.net.au
Web: www.edg.net.au

ELECTRICAL DESIGN GROUP BRISBANE PTY LTD
ACN 092 710 793

TRADING AS:
ELECTRICAL DESIGN GROUP

PROJECT:

BURLEIGH HEADS HOTEL

SITE ADDRESS:

4 THE ESPLANADE, BURLEIGH HEADS
QUEENSLAND

SCALE: SHEET SIZE:

NOT TO SCALE AT A1

DRAWING TITLE:

**ELECTRICAL SERVICES
LEGEND & DETAILS**

PROJECT NO: DRAWING NO: REVISION:

C3591a E01 C

NOTES

1. EXTENT OF WORKS

THE ELECTRICAL SERVICES SUB-CONTRACT INCLUDES BUT IS NOT LIMITED TO THE FOLLOWING:
- SUPPLY AND INSTALLATION OF ALL COMPONENTS FORMING PART OF THE ELECTRICAL SERVICES.
- INSPECTIONS.
- TESTING AND COMMISSIONING.
- MAINTENANCE.
- CABLING, CABLE SUPPORT SYSTEMS AND ACCESS.
- POWER DISTRIBUTION.
- LIGHTING.
- FIRE ALARM.
- MODIFICATION, RELOCATION AND EXTENSION AS NECESSARY OF ALL EXISTING SERVICES THAT ARE IMPACTED BY THE WORKS OR REQUIRED TO BE EXTENDED BY THE WORKS.
- REMOVAL OF ALL EXISTING SERVICES MADE REDUNDANT BY THE WORKS.
- DOCUMENTS.
- ANY TEMPORARY WORKS REQUIRED TO KEEP THE HOTEL OPERATING DURING THE CONSTRUCTION PROCESS AND ACCOMMODATE STAGING OF THE WORKS TO REFLECT THE EXECUTION OF THE MAIN CONTRACT WORKS.
- ALL MINOR COMPONENTS AND INCIDENTAL WORKS NOT SPECIFICALLY REFERRED TO, HOWEVER NECESSARY TO COMPLETE THE ELECTRICAL SERVICES INSTALLATION SUCH THAT IT IS HANDED OVER COMPLETE, OPERATIONAL AND FIT FOR THE INTENDED USE.

PRIOR TO COMMENCING WORK CONSULT SITE MANAGEMENT FOR ANY HAZARDOUS MATERIAL AND/OR ASBESTOS REGISTERS AS WELL AS UNDERTAKE A THOROUGH INSPECTION OF THE SITE TO IDENTIFY ANY POTENTIAL HAZARDOUS MATERIALS, ASBESTOS AND HEALTH OR SAFETY RISKS. ADVISE THE CONTRACTOR OF ANY POTENTIAL HAZARDOUS MATERIALS. ASBESTOS AND HEALTH OR SAFETY RISKS IF IDENTIFIED AND DO NOT COMMENCE WORK UNTIL AN APPROPRIATE MANAGEMENT PLAN HAS BEEN DEVELOPED AND AGREED TO BY ALL PARTIES.

SUPPLY ALL LABOUR, MATERIALS, EQUIPMENT, AND ALL OTHER ITEMS, WHETHER MENTIONED IN DETAIL OR NOT, REQUIRED FOR THE SATISFACTORY COMPLETION OF THE ELECTRICAL SERVICES INSTALLATION, LEAVING IN FULL WORKING ORDER TO THE SATISFACTION OF THE PROJECT MANAGER.

ACCEPT FULL RESPONSIBILITY FOR LIASING, ARRANGING AND CO-ORDINATION OF ALL WORKS THAT HAVE AN EFFECT ON OR WILL BE AFFECTED BY THE ELECTRICAL SERVICES.

REFER TO THE EQUIPMENT SCHEDULE FOR ADDITIONAL REQUIREMENTS.

2. WORKMANSHIP

ENSURE THAT THE ELECTRICAL WORK IS PERFORMED BY THE HOLDER OF A CURRENT ELECTRICAL SUB CONTRACTOR LICENSE AND THE SERVICES COVERED BY THE ACMA IS PERFORMED BY THE HOLDER OF THE APPROPRIATE CURRENT ACMA LICENSE. ENSURE THE INSTALLATION AND ALL COMPONENTS, FIXTURES, FITTINGS, OUTLETS AND CABLES ARE SUPPLIED AND INSTALLED TO A HIGH STANDARD THROUGHOUT, AND INSTALLED IN A NEAT AND TRADESMAN LIKE MANNER, TO THE CURRENT INDUSTRY STANDARDS. ENSURE ALL MATERIALS AND COMPONENTS OF A SIMILAR TYPE ARE OF THE SAME MANUFACTURER AND INSTALLED IN A UNIFORM MANNER.

IT IS THE ELECTRICAL SUB CONTRACTOR'S RESPONSIBILITY TO ENSURE THAT THE INSTALLATION IS FIT FOR PURPOSE AND IS PROVIDED AS A COMPLETE WORKING INSTALLATION. IT IS THE ELECTRICAL SUB CONTRACTOR'S RESPONSIBILITY TO PROVIDE ALL COMPONENTS, FITTINGS, FIXTURES, SYSTEMS, PROGRAMMING ETC IRRESPECTIVE OF THE LEVEL DETAILED IN THE DOCUMENTS SUCH THAT THE INSTALLATION IS PROVIDED AS A COMPLETE WORKING INSTALLATION.

CONCEAL ALL WIRING AND CONDUITS. EXPOSED CABLING OR CONDUITS ARE GENERALLY NOT ACCEPTABLE. IT IS NOTED THAT CHASING AND REINSTATEMENT WILL BE REQUIRED. ENSURE ALL COMPONENTS, EQUIPMENT AND MATERIALS SUPPLIED ARE NEW, UNUSED, DESIGNED AND SELECTED TO ENSURE SATISFACTORY OPERATION UNDER VARYING ATMOSPHERIC, CLIMATIC, HUMID TROPICAL CONDITIONS WITHOUT DISTORTION AND DETERIORATION IN ANY PART AFFECTING EFFICIENCY AND RELIABILITY OF THE SYSTEMS. DESIGN AND SELECT ALL EQUIPMENT TO PROVIDE THE NECESSARY SAFETY TO HUMAN LIFE AND PROPERTY DURING OPERATION AND MAINTENANCE WITH PARTICULAR ATTENTION GIVEN TO ELECTRICAL SAFETY AND SEGREGATION PRECAUTIONS.

CHECK THE FINISHED PAINTWORK AROUND THE AREA OF EACH INSTALLATION AND TOUCH UP ALL DAMAGED PARTS AND FINISHES AFTER THE INSTALLATION OF THE ELECTRICAL SERVICES.

ALL WORKS ARE TO BE CARRIED OUT IN ACCORDANCE WITH THE BUILDER'S PROGRAM. ENSURE ALL FINAL LOCATIONS OF OUTLETS AND FITTINGS ARE CO-ORDINATED ONSITE WITH THE ARCHITECT AND ALL OTHER SERVICES, TO THE APPROVAL OF THE PROJECT MANAGER. ALLOW TO CO-ORDINATE THE FINAL LOCATION OF ALL EQUIPMENT, FITTINGS, & OUTLETS, SUCH THAT THEY ARE INSTALLED IN ACCORDANCE WITH THE AS3000 RESTRICTED ZONES, AND ARE NOT COVERED INAPPROPRIATELY.

ENSURE THAT ALL METAL SURFACES ARE SUITABLY PROTECTED AGAINST CORROSION, AND THAT ALL PLASTIC MATERIALS ARE UV STABILISED.

PROVIDE ALL MATERIALS AS NEW, AND OF THE HIGHEST CLASS AVAILABLE FOR THEIR RESPECTIVE TYPES. ENSURE ALL ASPECTS OF THE WORK ARE OF A HIGH STANDARD THROUGHOUT, AND INSTALLED IN A NEAT AND TRADESMAN LIKE MANNER, TO THE CURRENT INDUSTRY STANDARDS.

MODIFICATION, RELOCATION AND EXTENSION AS NECESSARY OF ALL EXISTING SERVICES THAT ARE IMPACTED BY THE WORKS OR REQUIRED TO BE EXTENDED BY THE WORKS.

PROVIDE ALL TEMPORARY WORKS REQUIRED TO KEEP THE VENUE AND ALL CONSTRUCTION STAGES OPERATING INCLUDING STAGED COMMISSIONING DURING THE CONSTRUCTION PROCESS.

ALL MINOR COMPONENTS AND INCIDENTAL WORKS NOT SPECIFICALLY REFERRED TO, HOWEVER NECESSARY TO COMPLETE THE ELECTRICAL SERVICES INSTALLATION SUCH THAT IT IS HANDED OVER COMPLETE, OPERATIONAL AND FIT FOR THE INTENDED USE.

CORRUGATED CONDUITS MUST NOT BE USED WITHIN ANY FOOD OR DRINK PREPARATION OR SERVERY AREAS.

CABLE JOINS ARE NOT ACCEPTABLE. ALL CABLING, WIRING, CONDUCTORS AND CONDUITS MUST BE CONCEALED. ALL EXISTING ELECTRICAL SERVICES INCLUDING CABLING AND SWITCHGEAR THAT IS FOUND TO BE REDUNDANT OR MADE REDUNDANT BY THE WORKS MUST BE REMOVED.

IT IS ACCEPTABLE TO USE EXISTING SWITCHGEAR, OUTLETS AND CABLING IF THEY ARE APPROPRIATELY RATED AND THE ELECTRICIAN ACCEPTS RESPONSIBILITY OVER THE SWITCHGEAR / OUTLETS / CABLE AND PROVIDES A WARRANTY OVER IT AS IF IT WAS INSTALLED NEW BY THE ELECTRICIAN.

3. STANDARDS

IRRESPECTIVE OF INFORMATION CONTAINED IN THE ELECTRICAL SERVICES DOCUMENTS OR IN INSTRUCTIONS, IT IS THE ELECTRICAL SUB CONTRACTORS RESPONSIBILITY TO ENSURE ALL ELECTRICAL SERVICES WORKS ARE INSTALLED IN ACCORDANCE WITH THE REQUIREMENTS OF THE FOLLOWING. REFER ANY DISCREPANCIES BETWEEN THE REQUIREMENTS OF THE FOLLOWING AND/OR THE ELECTRICAL SERVICES DOCUMENTS AND INSTRUCTIONS TO THE ARCHITECT FOR CLARIFICATION PRIOR TO THE PLACING OF ORDERS, FABRICATION OR INSTALLATION OF THE ITEMS/METHODS IN DISCREPANCY.
- NCC BUILDING CODE OF AUSTRALIA.
- ELECTRICITY ACT.
- ELECTRICAL SAFETY ACT.
- AS/NZS3000.
- AS3008.
- AS1670.1.
- WORKPLACE HEALTH AND SAFETY ACT.
- TELECOMMUNICATIONS ACT.
- ACMA REQUIREMENTS.

NOTES

4. AUTHORITIES

ENSURE ALL OF THE ELECTRICAL SERVICES COMPLY WITH THE REQUIREMENTS OF ALL REGULATORY AUTHORITIES HAVING JURISDICTION OVER THE SITE INCLUDING BUT NOT LIMITED TO THE FOLLOWING:
- ACMA.
- LOCAL COUNCIL.
- LOCAL SUPPLY AUTHORITY.
- STATE GOVERNMENT DEPARTMENT OF ENVIRONMENT AND HERITAGE.
- QLD GOVERNMENT, DIVISION OF WORKPLACE, HEALTH AND SAFETY.
- QLD FIRE AND EMERGENCY SERVICES.

5. CABLES

UNLESS OTHERWISE SPECIFIED, INSTALL AND TERMINATE CABLES IN ACCORDANCE WITH THE MANUFACTURERS' RECOMMENDATIONS. DETERMINE THE FINAL ROUTES TO SUIT THE BUILDING STRUCTURE AND SITE CONDITIONS. UNLESS NOTED OTHERWISE, PROVIDE ALL 240 VOLT POWER AND LIGHTING WIRING AS 2.5mm² TWIN & EARTH STRANDED COPPER CONDUCTORS, PVC INSULATED 0.6/1kV V75 GRADE TO AS3174, PROTECTED BY A 20 AMP CIRCUIT BREAKER. ALL CONDUIT AND FITTINGS TO BE RIGID UPVC TO AS2053, UNLESS NOTED OTHERWISE.

6. POWER DISTRIBUTION

REMOVE THE EXISTING DB-CBUS ENCLOSURE AND THE ASSOCIATED CBUS CONTROLS. PROVIDE A NEW DISTRIBUTION BOARD DB-L ON THE WALL IN THE POSITION CREATED BY THE REMOVAL OF THE DB-CBUS UTILISING THE EXISTING DB-CBUS SUBMAIN. RESUPPLY ALL OF THE EXISTING DB-CBUS CIRCUITS THAT REMAIN FROM THE NEW DISTRIBUTION BOARD WITH NEW AS3000 COMPLIANT SWITCHGEAR AND CONTROLS WITH THE SAME CAPACITY AND FEATURES AS THE EXISTING.

ALL OF THE EXISTING SWITCHGEAR, CIRCUITS, CABLING AND OUTLETS THAT BECOME REDUNDANT ARE TO BE REMOVED. THE EXISTING CIRCUITS THAT REMAIN WITHIN THE AREA OF WORKS ARE TO BE RECONNECTED TO THE SWITCHBOARDS WITH NEW SWITCHGEAR AND CONTROLS. ANY INTERRUPTION TO THE POWER SUPPLY TO ANY SERVICES OUTSIDE OF THE AREA OF WORKS MUST BE RESTRICTED TO OUTSIDE OF THE HOTELS OPERATING HOURS AND MUST BE ADVISED TO THE OPERATOR IN WRITING AT LEAST ONE WEEK PRIOR.

ALL SWITCHBOARDS AND SWITCHGEAR ARE TO BE SCHNEIDER OR NHP AND CONTAIN AT LEAST 25% OR 12 SPARE POLES (WHICHEVER IS THE LARGER) AT PRACTICAL COMPLETION. ALL SWITCHBOARDS ARE TO BE LIGHT GREY. ORANGE SWITCHBOARDS ARE NOT ACCEPTABLE. EXTERNAL SWITCHBOARDS MUST BE 316 STAINLESS STEEL OR ALUMINIUM. PROVIDE 92268 KEY LOCKABLE DOORS ON ALL SWITCHBOARDS. ALL SWITCHBOARDS AND CIRCUITS MUST BE UNIQUELY NAMED WITH SWITCHBOARDS PROVIDED WITH A LABEL CONTAINING:
- SOURCE NAME.
- SOURCE OVERLOAD RATING IN AMPS.
- SUBMAIN CABLE TYPE, SIZE, CONFIGURATION AND LENGTH.

ALL REMOVABLE PANELS AND ESCUTCHEONS MUST BE SECURED VIA 1/4 TURN LATCHES THAT REMAIN PART OF THE PANEL / ESCUTCHEON. IT IS NOT ACCEPTABLE TO SECURE REMOVABLE PANELS AND ESCUTCHEONS BY BOLTS, NUTS OR SCREWS.

ALL CIRCUIT BREAKERS AND CIRCUIT SCHEDULES MUST BE LABELLED / CONTAIN THE SUBMAIN / CIRCUIT USE AND LOCATION SUCH THAT THE CONNECTION / OUTLET CAN BE SIMPLY IDENTIFIED.

OUTLETS ARE TO BE PROVIDED WITH A NEAT HAND WRITTEN CIRCUIT DESIGNATION BY INDELIBLE INK ON THE FACEPLATE SUCH THAT IT IS NOT VISIBLE WHEN THE COVER IS CONCEALED.

THE POWER DISTRIBUTION COMPONENT OF THIS CONTRACT INCLUDES, BUT IS NOT LIMITED TO THE FOLLOWING EXTENT OF WORK:
- POWER DISTRIBUTION.
- REMOVE THE EXISTING DISTRIBUTION BOARD DB-CBUS.
- PROVIDE A NEW DISTRIBUTION BOARD DB-L.
- CABLE ACCESS WAYS.
- CIRCUITS.
- ISOLATORS AND OUTLETS.
- TESTING AND COMMISSIONING.
- REMOVAL OF ALL EXISTING REDUNDANT SERVICES.
- RECONNECTION OF ALL EXISTING SERVICES THAT REMAIN.

REFER TO THE DISTRIBUTION BOARD SCHEDULES FOR ADDITIONAL REQUIREMENTS AND CIRCUIT DETAILS.

PROVIDE DISTRIBUTION BOARDS DB-LA AS FOLLOWS:
- WALL MOUNTED C/W NON COMBUSTIBLE DOOR AND SMOKE SEALS AS PER THE NCC BCA.
- EACH CUBICAL IS TO HAVE A MINIMUM WIDTH OF 600MM.
- IP44 FORM 1.
- LIGHT GREY ENCLOSURE WHITE ESCUTCHEON.
- 3 POINT LOCKABLE HANDLES ON ALL DOORS.
- LIFT OFF HINGES ON ALL DOORS AND ESCUTCHEONS.
- 1/4 TURN LATCHES AND 4 HANDLES ON ALL ESCUTCHEONS.
- ALL SWITCHGEAR TO BE SCHNEIDER OR NHP/ TERASAKI.
- PROVIDE SHOP DRAWINGS FOR APPROVAL.
- 25% SPARE POLES AT PRACTICAL COMPLETION.
- ALL COMPONENTS ARE TO BE LABELLED WITH NON-STICK LABELS.

ENSURE ALL THREE PHASE CIRCUITS ARE PROVIDED WITH CORRECT PHASE ROTATION.

ENSURE ALL OUTLETS AND ISOLATORS ARE POSITIONED SUCH THAT THEY ARE NOT COVERED BY THE EQUIPMENT. THE FINAL POSITION OF ALL OUTLETS AND ISOLATORS ARE TO BE CONFIRMED ON SITE BY THE TENANTS REPRESENTATIVE.

7. FIRE ALARM

THE FIRE ALARM COMPONENT OF THIS CONTRACT INCLUDES, BUT IS NOT LIMITED TO THE FOLLOWING EXTENT OF WORK:
- NEW SMOKE DETECTORS.
- NEW SPEAKERS.
- NEW CONCEALED DETECTORS AS PER AS1670.1.
- CABLE ACCESS WAYS.
- AUTO DOOR INTERFACES
- TESTING AND COMMISSIONING.
- REMOVAL OF ALL EXISTING REDUNDANT SERVICES.
- RECONNECTION OF ALL EXISTING SERVICES THAT REMAIN.

NOTES

8. LIGHTING

THE EXISTING CBUS LIGHTING CONTROL SYSTEM IS TO BE REMOVED AND REPLACED WITH A PHILIPS DYNALITE CONTROL SYSTEM TO CONTROL ALL NEW AND EXISTING FRONT OF HOUSE HOTEL LIGHTS.

ALL FRONT OF HOUSE LIGHTING IS TO BE 2,700K OR 3,000K AND THE BACK OF HOUSE LIGHTING IS TO BE 4,000K.

UNLESS A FITTING HAS BEEN SPECIFIED IN THE EQUIPMENT SCHEDULE THAT CONTAINS A MAIN VOLTAGE LAMP, ALL LIGHT FITTINGS MUST BE PROVIDED AS SOLID-STATE LED WITH A FIVE-YEAR MANUFACTURERS REPLACEMENT WARRANTY AND A MINIMUM TWO YEAR MANUFACTURERS REPLACEMENT AND LABOUR WARRANTY.

ALL FRONT OF HOUSE LIGHTS THAT DO NOT CONTAIN A MAIN VOLTAGE LAMP ARE TO BE DALI DIMMABLE.

REMOTE DRIVERS ARE TO BE USED IF POSSIBLE AND LOCATED IN A CONCEALED ACCESSIBLE POSITION. IF THE DRIVER CAN NOT BE REACHED FROM THE FITTING ITS POSITION MUST BE NOTED ON THE AS CONSTRUCTED DOCUMENTS.

ALL FRONT OF HOUSE LIGHTS THAT CONTAIN MAIN VOLTAGE LAMPS ARE TO BE PROVIDED WITH THE LOWEST OUTPUT PRACTICAL TO ACHIEVE THE REQUIRED ILLUMINATION / EFFECT AND BE TRAILING EDGE PHASE DIMMABLE.

ALL ILLUMINATED SIGNAGE, GAMING BASE FOOTREST LEDS, CARPARK LIGHTS, AND EXTERNAL SECURITY LIGHTS NOT CONSIDERED FRONT OF HOUSE ARE TO BE SWITCHED.

ALL LIGHTING CIRCUITS MUST BE PROTECTED BY A 20 AMP RCBO WITH THE AVERAGE NUMBER OF FITTINGS / DRIVERS SUPPLIED FROM A SINGLE CIRCUIT NOT EXCEEDING 25 WITH THE MAXIMUM NOT EXCEEDING 30.

PROVIDE A PHILIPS DYNALITE LIGHTING CONTROL SYSTEM TO CONTROL THE LIGHTING CONFIGURED WITH THE FOLLOWING SCENES:

INTERNAL

- CLEANING - MANUAL OPERATION. 100% LIGHTS ON AND SIGNS OFF.
- DAY - AUTOMATIC OPERATION FROM 10.00 AM TO 3.30 PM.
- AFTERNOON - AUTOMATIC OPERATION FROM 3.30 PM TO DUSK.
- EVENING - AUTOMATIC OPERATION FROM DUSK TO 8.30 PM.
- NIGHT - AUTOMATIC OPERATION FROM 8.30 PM TO CLOSING.
- CLOSED - MANUAL OPERATION. 100% ON FOR 15 MINUTES THEN TO A SECURITY MODE.

EXTERNAL

- DAY - AUTOMATICALLY OFF FROM DAWN TO DUSK.
- NIGHT - AUTOMATICALLY ON FROM DUSK UNTIL 15 MINUTES PAST CLOSING.
- CLOSED - MANUAL OPERATION. NIGHT MODE FOR 15 MINUTES THEN TO A SECURITY MODE.

SET THE ILLUMINATION LEVELS IN CONSULTATION WITH THE VENUE MANAGER AND OBTAIN WRITTEN APPROVAL FROM THE VENUE MANAGER OF THEIR ACCEPTANCE OF THE ILLUMINATION SCENE LEVELS FOR EACH STAGED HANDOVER AND SUBMIT A COPY OF THE APPROVAL TO THE ARCHITECT.

PROVIDE PHILIPS DYNALITE PROGRAMMABLE SWITCH PANELS PE SENSORS AND TIME CLOCKS AS NECESSARY. EACH FUNCTIONAL AREA IS TO BE PROVIDED WITH A SWITCHPANEL IN A NON-CUSTOMER ACCESSIBLE POSITION WITH THE ABILITY TO MANUALLY INSTIGATE THE ABOVE SCENES.

DIN RAIL MOUNT THE PHILIPS DYNALITE CONTROL EQUIPMENT WITHIN THE ASSOCIATED SWITCHBOARD.

ALL OF THE LIGHT FITTINGS, LAMPS AND ACCESSORIES ARE TO BE PROVIDED AS PART OF THIS CONTRACT. THE LIGHTING COMPONENT OF THIS CONTRACT INCLUDES, BUT IS NOT LIMITED TO THE FOLLOWING EXTENT OF WORK:
- LIGHTING.
- LIGHT FITTINGS AND ACCESSORIES.
- EMERGENCY AND EXIT LIGHTING.
- EARTHING OF THE LIGHTING INSTALLATION.
- LIGHTING CONTROL.
- PHILIPS DYNALITE LIGHTING CONTROL SYSTEM.
- LIGHTING SUBCIRCUITS.
- TESTING AND COMMISSIONING.
- RECONNECTION OF THE EXISTING LIGHTING THAT REMAINS.
- REMOVAL OF ALL EXISTING REDUNDANT LIGHTING SERVICES INCLUDING THE REDUNDANT LIGHTING CONTROL SYSTEM.

COMMISSION THE LIGHTING CONTROL AT PRACTICAL COMPLETION AND AGAIN THREE TIMES DURING THE DEFECTS AND LIABILITY PERIOD TO THE SATISFACTION OF THE OPERATOR.

DALI TO PHASE DIMMING CONVERTERS ARE NOT ACCEPTABLE.

9. DOCUMENTATION

WITHIN TWO WEEKS OF PRACTICAL COMPLETION PROVIDE THE FOLLOWING DOCUMENTATION.

AS CONSTRUCTED DRAWINGS INCLUDING:
- ELECTRICIANS NAME AND CONTACT DETAILS.
- PROJECT NAME, ADDRESS AND DATE OF PRACTICAL COMPLETION.
- FITTING POSITIONS AND TYPES CROSS REFERENCED TO A FITTING / EQUIPMENT SCHEDULE.
- OUTLET, SWITCH, AND CONNECTION POSITIONS CROSS REFERENCED TO A FITTING / EQUIPMENT SCHEDULE.
- REMOTE DRIVER LOCATIONS.
- CIRCUITS CROSS REFERENCED TO A DISTRIBUTION BOARD SCHEDULE.
- LIGHTING CONTROL CHANNELS CROSS REFERENCED TO A LIGHTING CONTROL SCHEDULE.
- POWER SCHEMATIC.
- SWITCHBOARD SHOP DRAWINGS.
- CABLE ACCESS ROUTES.

A FITTING / EQUIPMENT SCHEDULE INCLUDING.
- FITTING DETAILS INCLUDING THE MANUFACTURERS CATALOGUE NUMBERS WITH THE TYPES CROSS REFERENCED TO THE AS CONSTRUCTED DRAWINGS.
- OUTLETS AND SWITCHES INCLUDING THE MANUFACTURERS CATALOGUE NUMBERS WITH THE TYPES CROSS REFERENCED TO THE AS CONSTRUCTED DRAWINGS.

DISTRIBUTION BOARD SCHEDULES CROSS REFERENCED TO THE AS CONSTRUCTED DRAWINGS.

LIGHTING CONTROL SCHEDULE CROSS REFERENCED TO THE AS CONSTRUCTED DRAWINGS.

PHOTOS OF EACH SWITCHBOARD INCLUDING:
- CLOSED POSITION SUCH THAT THE SWITCHBOARD DESIGNATION AND CLEARANCE IS VISIBLE.
- THE SUBMAIN LABEL.
- DOOR/S OPEN ESCUTCHEON/S CLOSED SUCH THAT THE SPARE CAPACITY AND LABELLING IS VISIBLE.
- DOOR/S OPEN ESCUTCHEON/S REMOVED SUCH THAT THE SWITCHGEAR AND INTERNAL CABLING IS VISIBLE.

NOTES

10. EMERGENCY AND EXIT LIGHTING

PROVIDE A SINGLE POINT EMERGENCY LIGHTING SYSTEM THAT COMPLIES WITH THE LATEST ISSUE OF ALL PARTS AS2293 AND THE RELEVANT PARTS OF THE NCC BCA. INSTALL EMERGENCY LIGHT FITTINGS NOMINATED AS MAINTAINED WITH THE LAMP PERMANENTLY ON SUPPLIED VIA AN UNSWITCHED ACTIVE MAINS SUPPLY WHEN THE MAINS SUPPLY IS AVAILABLE. WHEN THE MAINS SUPPLY IS NOT AVAILABLE, THE LAMP IS TO REMAIN ON SUPPLIED BY THE EMERGENCY PACK. SINGLE LAMP MAINTAINED EMERGENCY LIGHTS ARE NOT SWITCHED WITH THE LOCAL GENERAL AREA LIGHTING. (THE LAMP IS ALWAYS ON.)

INSTALL EMERGENCY LIGHT FITTINGS NOMINATED AS NON-MAINTAINED AS FOLLOWS:

- IF THE FITTING IS NOT BEING SWITCHED, THE LAMP IS TO REMAIN OFF WHEN THE MAINS SUPPLY IS AVAILABLE. WHEN THE MAINS SUPPLY IS NOT AVAILABLE THE LAMP IS TO BE SWITCHED ON SUPPLIED BY THE EMERGENCY PACK. UNSWITCHED SINGLE LAMP NON-MAINTAINED EMERGENCY LIGHTS ARE NOT SWITCHED WITH THE LOCAL GENERAL AREA LIGHTING. (THE LAMP IS ON ONLY WHEN THE MAINS SUPPLY IS NOT AVAILABLE.)
- IF THE FITTING IS BEING SWITCHED, THE LAMP IS TO BE SUPPLIED AND CONTROLLED WITH THE LOCAL GENERAL AREA LIGHTING WHEN THE MAINS SUPPLY IS AVAILABLE. WHEN THE MAINS SUPPLY IS NOT AVAILABLE THE LAMP IS TO BE SWITCHED ON, SUPPLIED BY THE EMERGENCY PACK. (THE LAMP IS ON WHEN TURNED ON WITH THE LOCAL GENERAL LIGHTING OR THE MAIN SUPPLY IS NOT AVAILABLE.)

INSTALL EMERGENCY LIGHTS SUCH THAT THE STATUS INDICATOR L.E.D. IS CLEARLY VISIBLE AND THE TEST BUTTONS ARE READILY ACCESSIBLE. LABEL EACH CIRCUIT BREAKER WHICH CONTROLS THE UNSWITCHED ACTIVE TO EXIT LIGHTS WITH A LABEL FIXED ADJACENT; ENGRAVED PLASTIC LAMINATE, GREEN BACKGROUND WITH WHITE CHARACTERS: -

WARNING
INTERRUPTING SUPPLY WILL DISCHARGE
EMERGENCY LIGHTING BATTERIES

PROVIDE WRITTEN EVIDENCE OF THE INITIAL COMMISSIONING AND TESTING AND TESTING FOR THE DURATION OF THE MAINTENANCE PERIOD IN ACCORDANCE WITH AS 2293.2.

THIS EVIDENCE IS TO BE IN THE FORM OF A LOG BOOK SIMILAR TO THE GENERAL LIGHTING SERVICE PTY LTD "EMERGENCY LIGHTING MAINTENANCE LOG BOOK AND MANUAL" WHICH IS TO BE PROVIDED BY THE ELECTRICAL SUB-CONTRACTOR AND HAVE ALL ENTRIES FULLY COMPLETED AND BE PRESENTED FOR INSPECTION AT PRACTICAL COMPLETION. THE LOG BOOK IS TO BE RETAINED BY THE ELECTRICAL SUB-CONTRACTOR FOR THE DURATION OF THE MAINTENANCE PERIOD, AND THE SIX MONTHLY TEST AND MAINTENANCE RESULTS ENTERED. THE LOG BOOK IS TO BE PRESENTED FOR APPROVAL AT FINAL COMPLETION (EXPIRY OF THE MAINTENANCE PERIOD) AND WILL BE FORWARDED TO THE OPERATOR FOR THEIR USE.

PROVIDE MAINTENANCE OF THE EMERGENCY AND EXIT LIGHTING INSTALLATION INCLUDING RECORDS IN ACCORDANCE WITH THE LATEST ISSUE OF ALL PARTS AS2293 AND THE RELEVANT PARTS OF THE NCC BCA. PROVIDE THE EMERGENCY LIGHTING SYSTEM WITH A SUPPLY SENSING AND TESTING FACILITY IN ACCORDANCE WITH AS 2293.1.

11. GAMING

THE GAMING ELECTRICIAN WILL BE ENGAGED DIRECTLY BY ENDEAVOUR GROUP TO UNDERTAKE THE FOLLOWING:
- COMMUNICATIONS CABLING.
- CIRCUITS FROM GAMING DISTRIBUTION BOARD DB-2 VIA THE LIGHTING CONTROL SYSTEM AS NECESSARY TO:
- GAMING MACHINES.
- GAMING MODEMS.
- GAMING MACHINE SIGNAGE.
- GAMING ROOM CRTS.
- GAMING ROOM CABLE ACCESS EXCLUDING FLOOR CHASES AND REINSTATEMENT OF THE FLOOR CHASES.

THE BUILDING WORKS ELECTRICAL SUB CONTRACT INCLUDES THE DISTRIBUTION BOARD DB-G SWITCHGEAR AS DETAILED IN THE DB-G SCHEDULE AND LIGHTING CONTROL CHANNELS AS DETAILED IN THE LIGHTING CONTROL SCHEDULE FOR THE GAMING ELECTRICIAN TO USE.

ALL OTHER REMAINING ELECTRICAL SERVICES WITHIN THE GAMING ROOM ARE TO BE PROVIDED AS PART OF THE BUILDING WORKS ELECTRICAL SUB CONTRACT.

12. TAB

THE GAMING ELECTRICIAN WILL BE ENGAGED DIRECTLY BY ENDEAVOUR GROUP TO UNDERTAKE THE FOLLOWING:
- COMMUNICATIONS CABLING.
- CIRCUITS FROM DISTRIBUTION BOARD DB-2 TO:
- TAB UNITS.
- TAB TELEVISIONS.

THE BUILDING WORKS ELECTRICAL SUB CONTRACT INCLUDES THE DISTRIBUTION BOARD DB-G SWITCHGEAR AS DETAILED IN THE DB-G SCHEDULE FOR THE GAMING ELECTRICIAN TO USE.

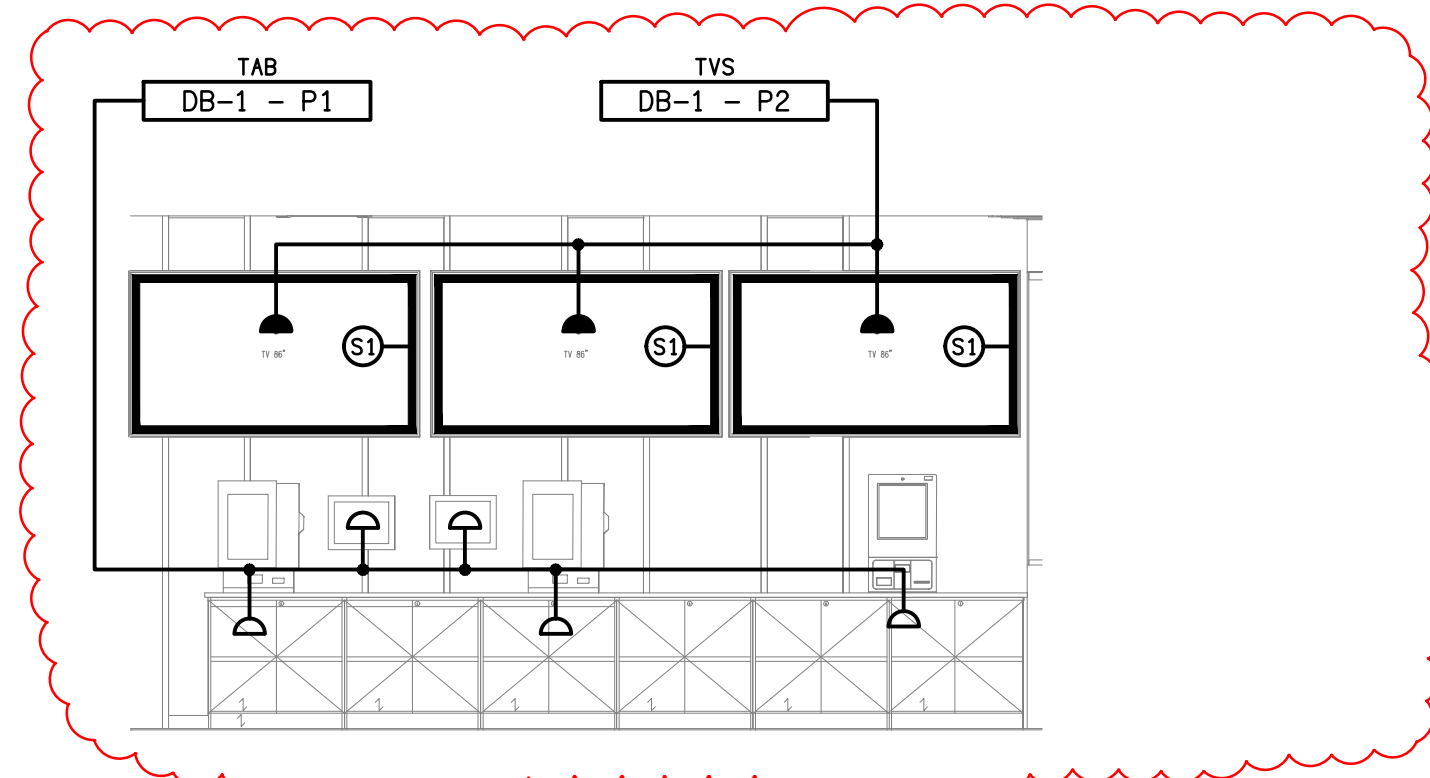
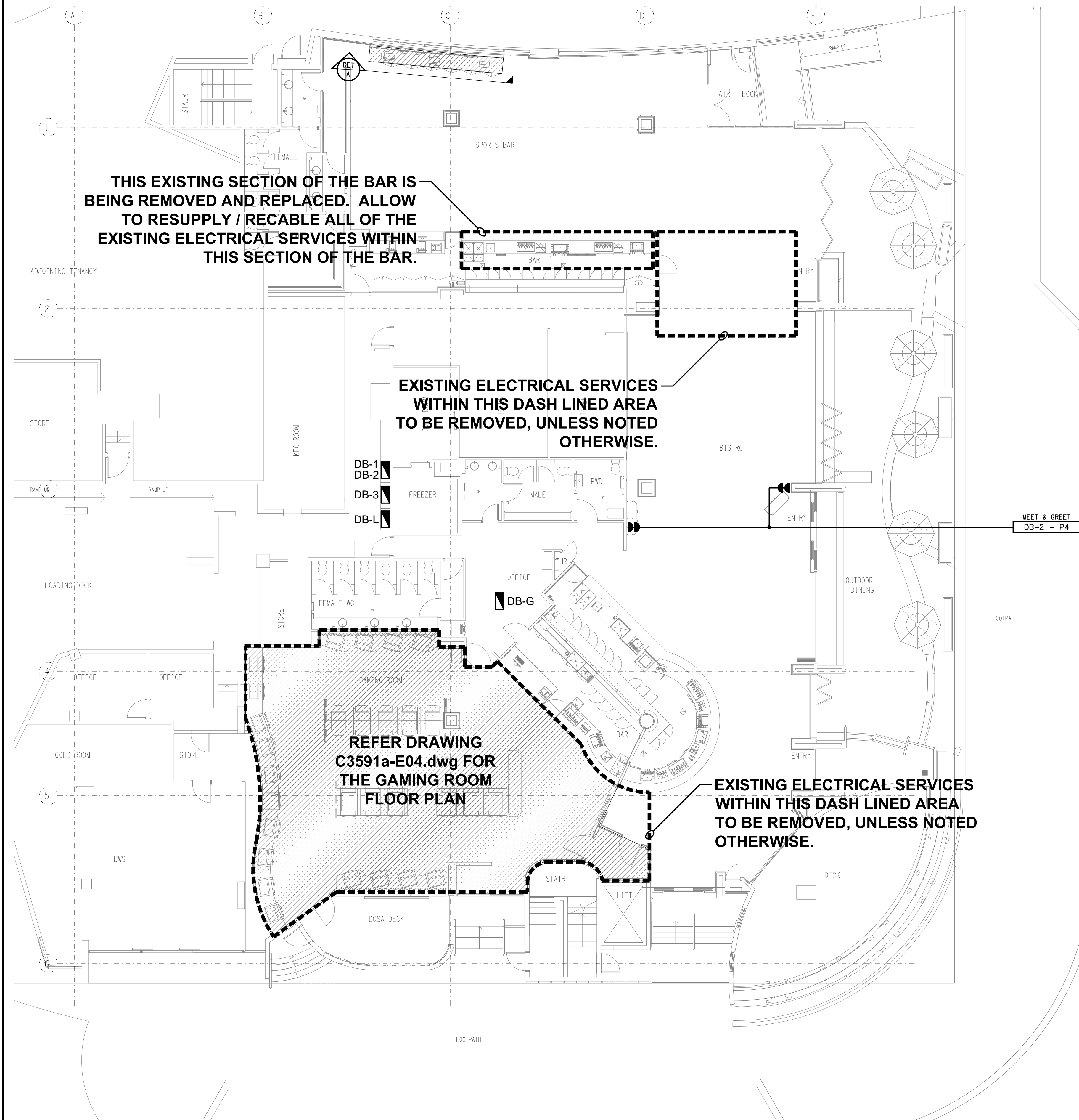
ALL OTHER REMAINING ELECTRICAL SERVICES WITHIN THE TAB ROOM ARE TO BE PROVIDED AS PART OF THE BUILDING WORKS ELECTRICAL SUB CONTRACT.

13. ABBREVIATIONS

A - AMP CURRENT RATING
AB - MOUNT ABOVE BENCH.
AFFL - ABOVE FINISHED FLOOR LEVEL.
BB - MOUNT BELOW BENCH.
BH - MOUNT ON BULKHEAD.
CEIL - MOUNT ON CEILING.
CS - MOUNT WITHIN CEILING SPACE.
C/W - COMPLETE WITH.
MCB - MINIATURE CIRCUIT BREAKER.
MSB - MAIN SWITCHBOARD.
MSSB - MECHANICAL SERVICES SWITCHBOARD.
N - NEON / LED INDICATOR WHEN ON.
NTS - NOT TO SCALE.
QDC - QUEENSLAND DEVELOPMENT CODE.
RCBO - CIRCUIT BREAKER C/W AN INTEGRAL 30mA RESIDUAL CURRENT DEVICE.
RCD - CIRCUIT PROTECTED VIA A 30mA RESIDUAL CURRENT DEVICE.
REF - REFRIGERATOR.
UNO - UNLESS NOTED OTHERWISE.
WP - WEATHERPROOF TO IP56 UNO.
500 - NUMBER DENOTES MOUNTING HEIGHT AFFL.

THE COPYRIGHT OF THIS DRAWING REMAINS THE PROPERTY OF THE ELECTRICAL DESIGN GROUP.		
USE FIGURED DIMENSIONS IN PREFERENCE TO SCALE.		
ALL DIMENSIONS TO BE VERIFIED ONSITE.		

 ELECTRICAL DESIGN GROUP ELECTRICAL BUILDING SERVICES CONSULTANTS		
<hr/>		
BRISBANE: P.O. Box 15 Sherwood Qld 4075 Phone: (07) 3278 4375 Email: brisbane@edg.net.au Web: www.edg.net.au		
<hr/>		
ELECTRICAL DESIGN GROUP BRISBANE PTY LTD ACN 092 710 793		TRADING AS: ELECTRICAL DESIGN GROUP
<hr/>		
PROJECT:		
<hr/>		
BURLEIGH HEADS HOTEL		
<hr/>		
SITE ADDRESS:		
4 THE ESPLANADE, BURLEIGH HEADS QUEENSLAND		
<hr/>		
SCALE:		SHEET SIZE:
NOT TO SCALE		AT A1
<hr/>		
DRAWING TITLE:		
<hr/>		
ELECTRICAL SERVICES NOTES		
<hr/>		
PROJECT NO:	DRAWING NO:	REVISION:
C3591a	E02	B



DETAIL A
TAB WALL ELEVATION
SCALE 1:50

THE COPYRIGHT OF THIS DRAWING REMAINS THE PROPERTY OF THE ELECTRICAL DESIGN GROUP.

USE FIGURED DIMENSIONS IN PREFERENCE TO SCALE.

ALL DIMENSIONS TO BE VERIFIED ONSITE.

C	TENDER	03/11/2025
REV:	DESCRIPTION:	DATE:

ELECTRICAL DESIGN GROUP
ELECTRICAL BUILDING SERVICES CONSULTANTS

BRISBANE: P.O. Box 15 Sherwood Qld 4075
Phone: (07) 3278 4375
Email: brisbane@edg.net.au
Web: www.edg.net.au

ELECTRICAL DESIGN GROUP BRISBANE PTY LTD
ACN 092 710 793

TRADING AS:
ELECTRICAL DESIGN GROUP

PROJECT:

BURLEIGH HEADS HOTEL

SITE ADDRESS:

**4 THE ESPLANADE, BURLEIGH HEADS
QUEENSLAND**

SCALE: SHEET SIZE:

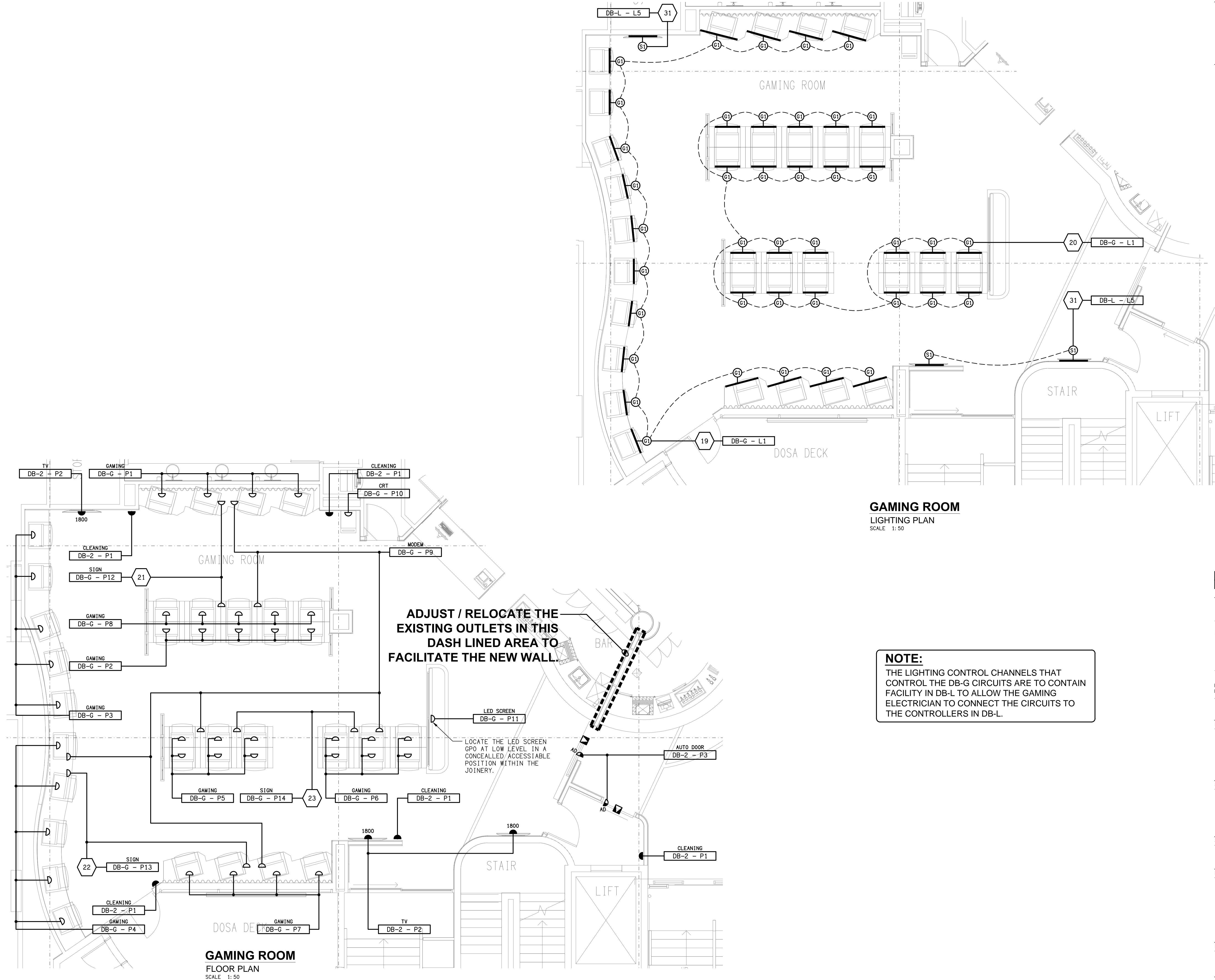
1:100 AT A1

DRAWING TITLE:

**ELECTRICAL SERVICES
FLOOR PLAN**

PROJECT NO: DRAWING NO: REVISION:

C3591a E03 C



B	TENDER	01/10/2025
REV:	DESCRIPTION:	DATE:

ELECTRICAL DESIGN GROUP
ELECTRICAL BUILDING SERVICES CONSULTANTS

BRISBANE: P.O. Box 15 Sherwood Qld 4075
Phone: (07) 3278 4375
Email: brisbane@edg.net.au
Web: www.edg.net.au

ELECTRICAL DESIGN GROUP BRISBANE PTY LTD
ACN 092 710 793

TRADING AS:
ELECTRICAL DESIGN GROUP

PROJECT:
BURLEIGH HEADS HOTEL

SITE ADDRESS:
**4 THE ESPLANADE, BURLEIGH HEADS
QUEENSLAND**

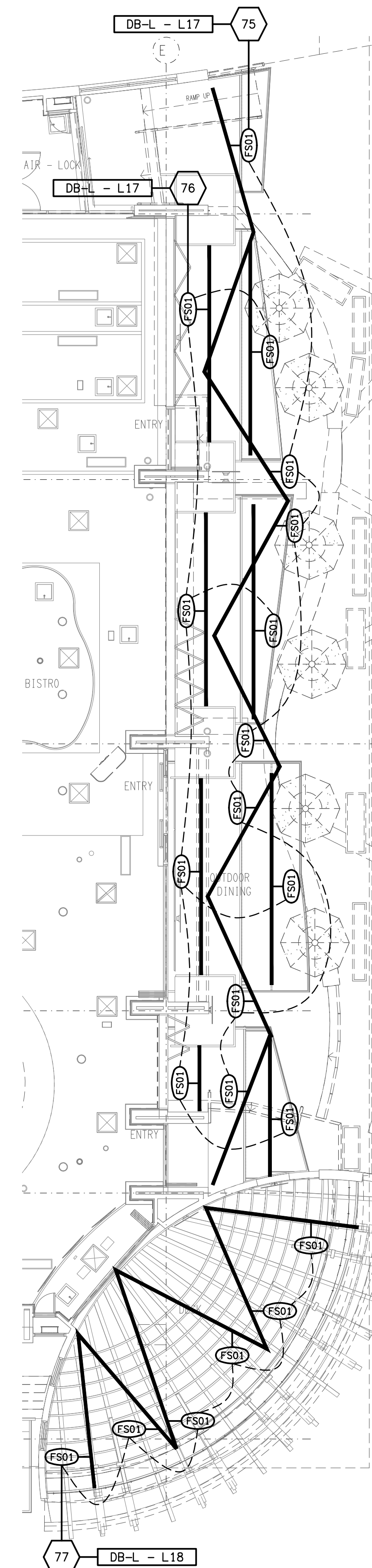
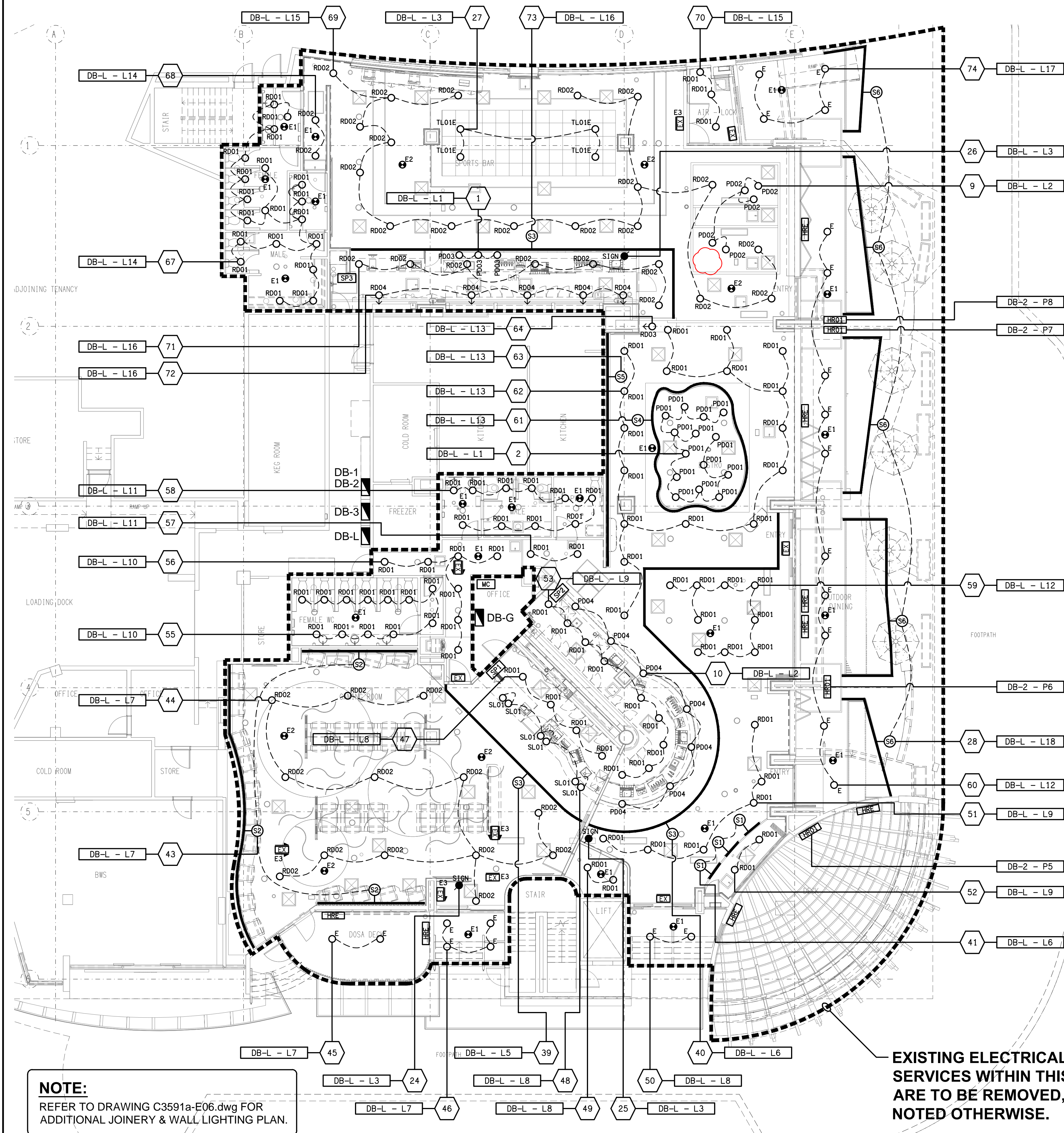
SCALE: 1:50 SHEET SIZE: AT A1

DRAWING TITLE:

**ELECTRICAL SERVICES
GAMING ROOM & BAR
FLOOR PLANS**

PROJECT NO: DRAWING NO: REVISION:

C3591a E04 B



THE COPYRIGHT OF THIS DRAWING REMAINS THE PROPERTY OF THE ELECTRICAL DESIGN GROUP.

USE FIGURED DIMENSIONS IN PREFERENCE TO SCALE.

ALL DIMENSIONS TO BE VERIFIED ONSITE.

C	TENDER	03/11/2025
REV:	DESCRIPTION:	DATE:

ELECTRICAL DESIGN GROUP
ELECTRICAL BUILDING SERVICES CONSULTANTS

BRISBANE: P.O. Box 15 Sherwood Qld 4075
Phone: (07) 3278 4375
Email: brisbane@edg.net.au
Web: www.edg.net.au

ELECTRICAL DESIGN GROUP BRISBANE PTY LTD
ACN 092 710 793

TRADING AS:
ELECTRICAL DESIGN GROUP

PROJECT:
BURLEIGH HEADS HOTEL

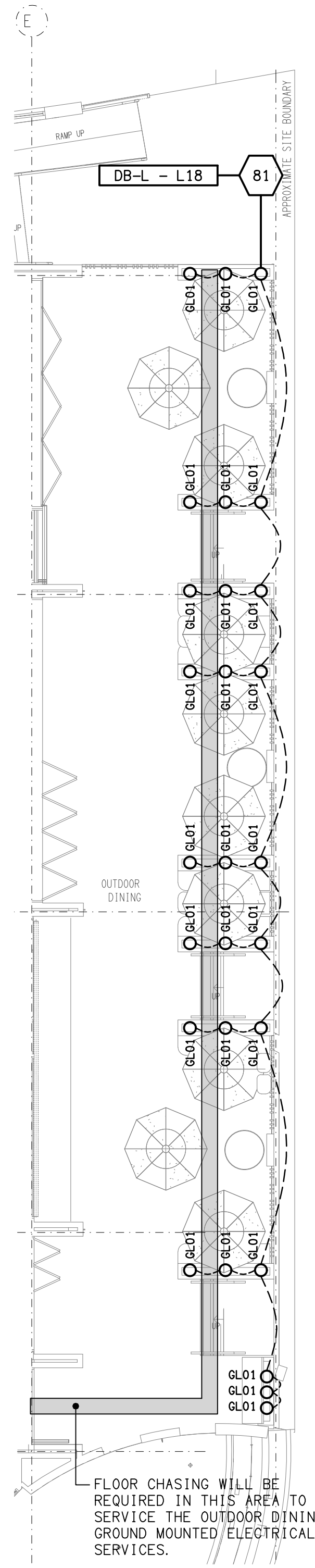
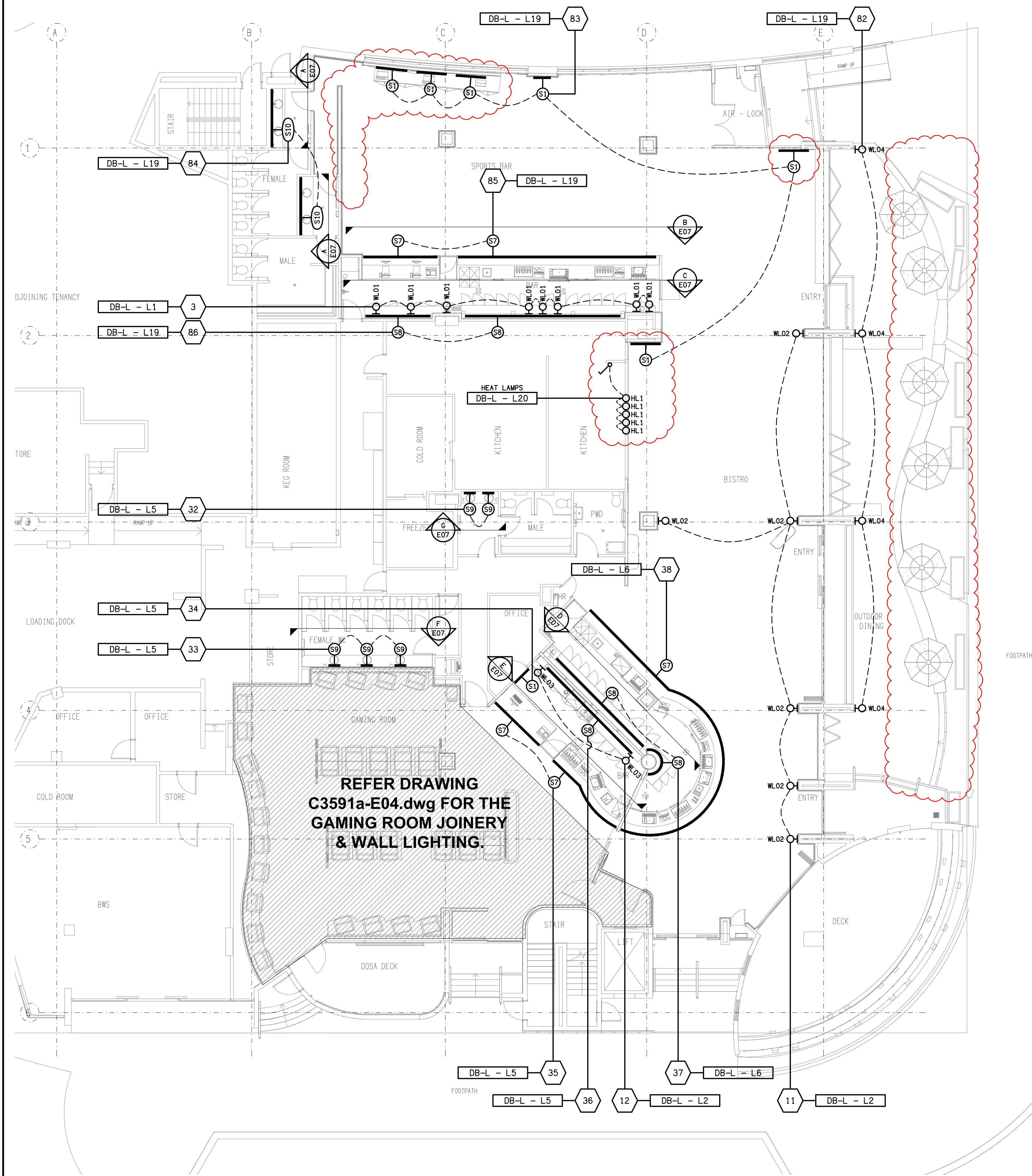
SITE ADDRESS:
**4 THE ESPLANADE, BURLEIGH HEADS
QUEENSLAND**

SCALE: 1:100 SHEET SIZE: A1

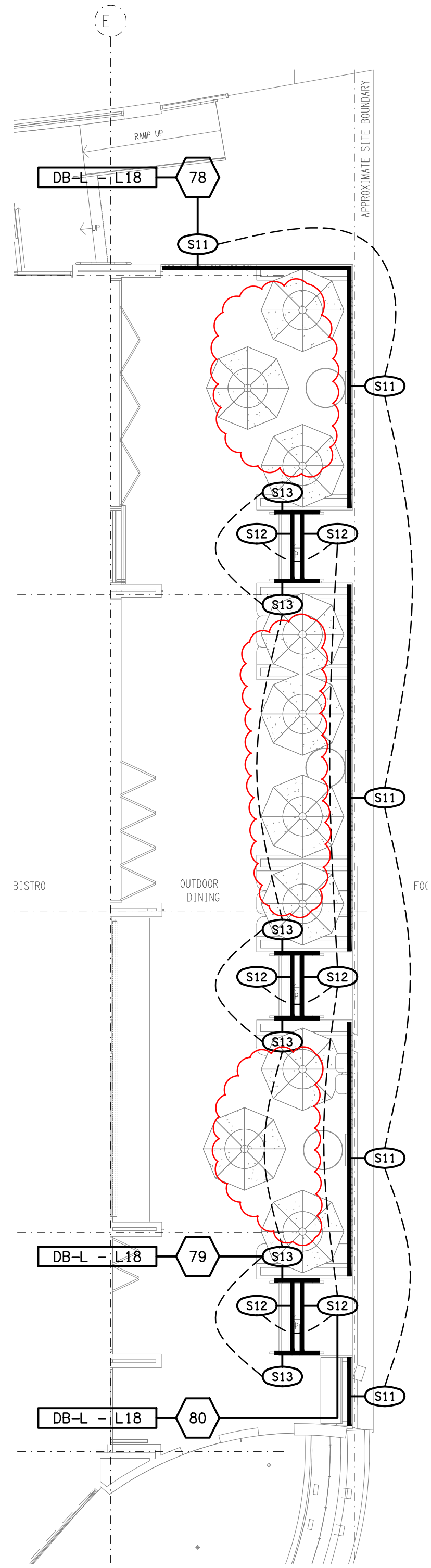
DRAWING TITLE:
**ELECTRICAL SERVICES
REFLECTED CEILING PLAN**

PROJECT NO: DRAWING NO: REVISION:

C3591a E05 B



OPTION 2
FLOOR LIGHTING
FLOOR PLAN
SCALE 1:100



OPTION 2
STAIR & HANDRAIL LIGHTING
FLOOR PLAN
SCALE 1:100

THE COPYRIGHT OF THIS DRAWING REMAINS THE PROPERTY OF THE ELECTRICAL DESIGN GROUP.

USE FIGURED DIMENSIONS IN PREFERENCE TO SCALE.

ALL DIMENSIONS TO BE VERIFIED ONSITE.

C	TENDER	03/11/2025
REV:	DESCRIPTION:	DATE:

ELECTRICAL DESIGN GROUP
ELECTRICAL BUILDING SERVICES CONSULTANTS

BRISBANE: P.O. Box 15 Sherwood Qld 4075
Phone: (07) 3278 4375
Email: brisbane@edg.net.au
Web: www.edg.net.au

ELECTRICAL DESIGN GROUP BRISBANE PTY LTD
ACN 092 710 793

TRADING AS:
ELECTRICAL DESIGN GROUP

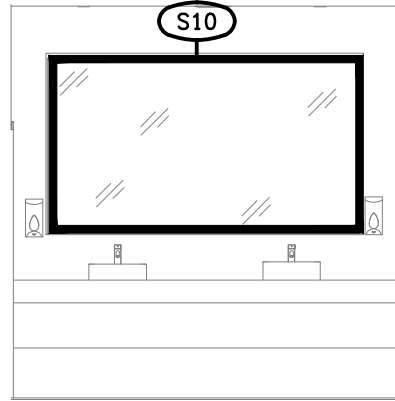
PROJECT:
BURLEIGH HEADS HOTEL

SITE ADDRESS:
4 THE ESPLANADE, BURLEIGH HEADS QUEENSLAND

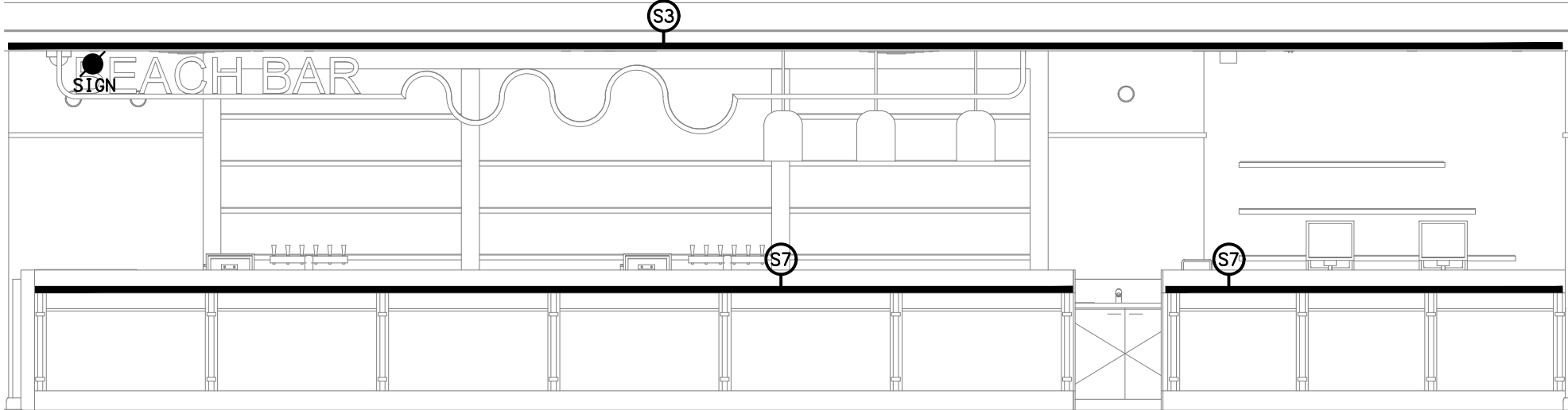
SCALE: 1:100 SHEET SIZE: A1

DRAWING TITLE:
**ELECTRICAL SERVICES
JOINERY & WALL
LIGHTING PLAN**

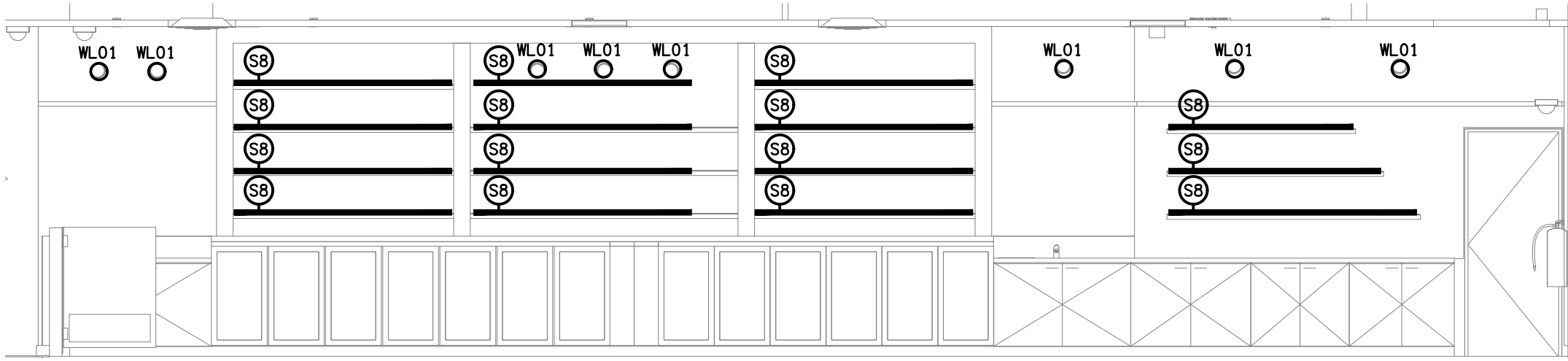
PROJECT NO: DRAWING NO: REVISION:
C3591a E06 C



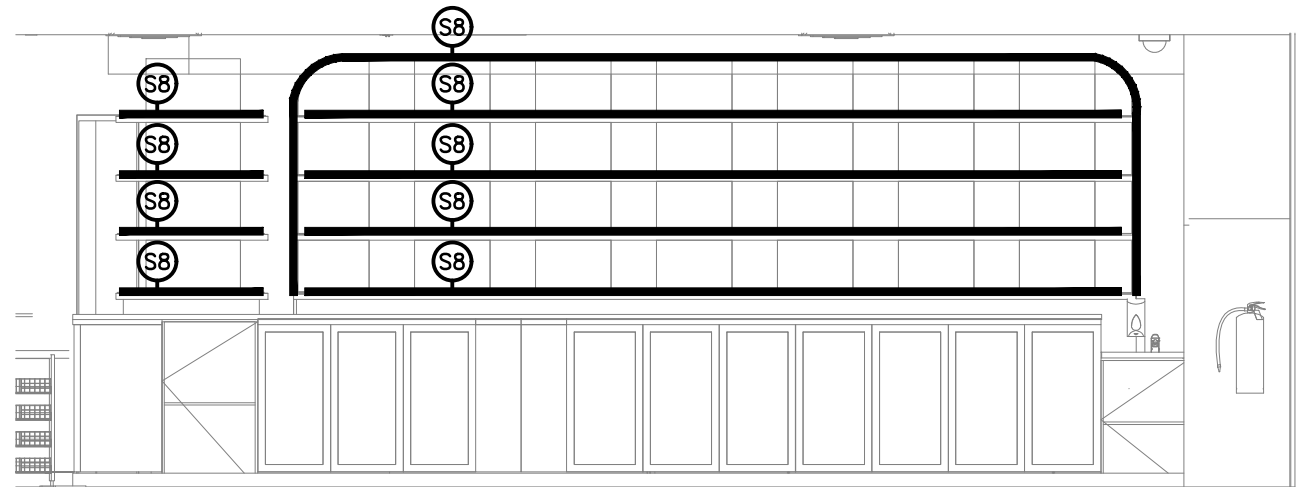
DETAIL A
TYPICAL SPORTS VANITY ELEVATION
SCALE 1: 50



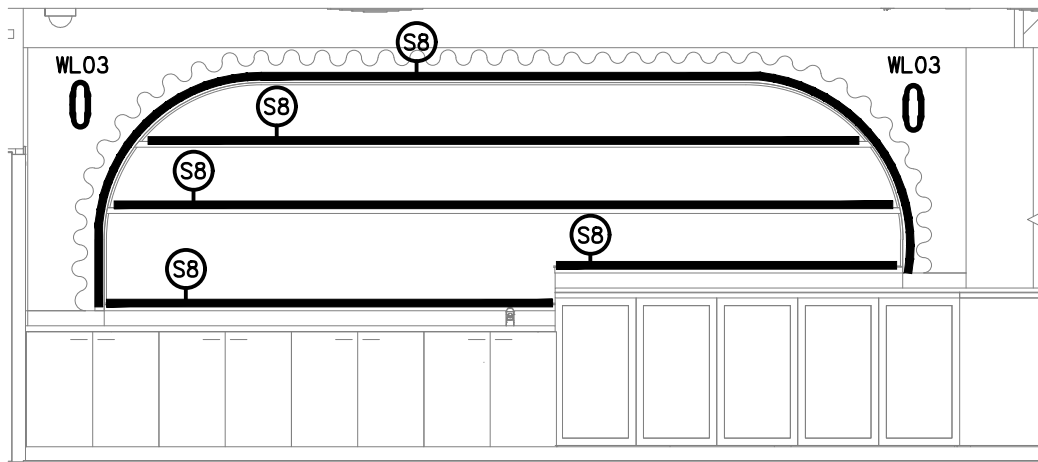
DETAIL B
SPORT BAR FRONT COUNTER ELEVATION
SCALE 1: 50



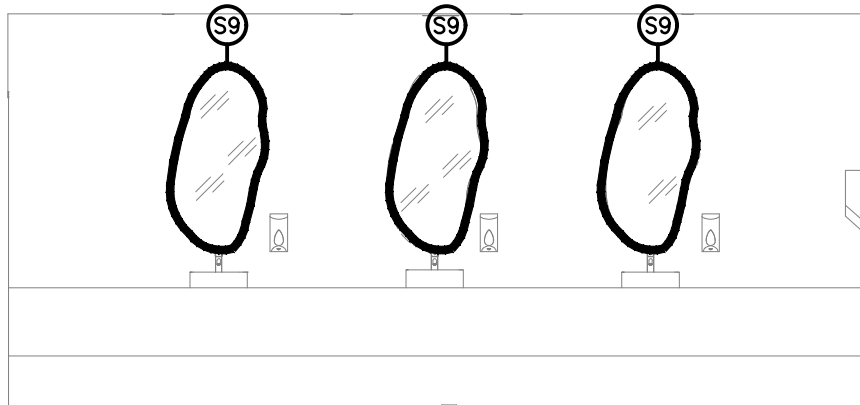
DETAIL C
SPORT BAR REAR WALL ELEVATION
SCALE 1: 50



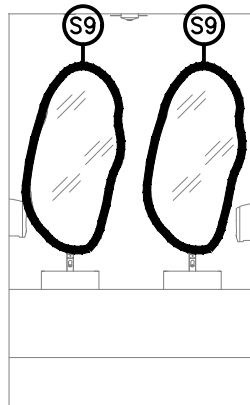
DETAIL D
BISTRO BAR REAR WALL ELEVATION
SCALE 1: 50



DETAIL E
GAMING BAR REAR WALL ELEVATION
SCALE 1: 50



DETAIL F
FEMALE VANITY ELEVATION
SCALE 1: 50



DETAIL G
MALE VANITY ELEVATION
SCALE 1: 50

THE COPYRIGHT OF THIS DRAWING REMAINS THE PROPERTY OF THE ELECTRICAL DESIGN GROUP.

USE FIGURED DIMENSIONS IN PREFERENCE TO SCALE.

ALL DIMENSIONS TO BE VERIFIED ONSITE.

B	TENDER	01/10/2025
REV:	DESCRIPTION:	DATE:

ELECTRICAL DESIGN GROUP
ELECTRICAL BUILDING SERVICES CONSULTANTS

BRISBANE: P.O. Box 15, Sherwood Qld 4075
Phone: (07) 3278 4375
Email: brisbane@edg.net.au
Web: www.edg.net.au

ELECTRICAL DESIGN GROUP BRISBANE PTY LTD
ACN 092 710 793

TRADING AS:
ELECTRICAL DESIGN GROUP

PROJECT:
BURLEIGH HEADS HOTEL

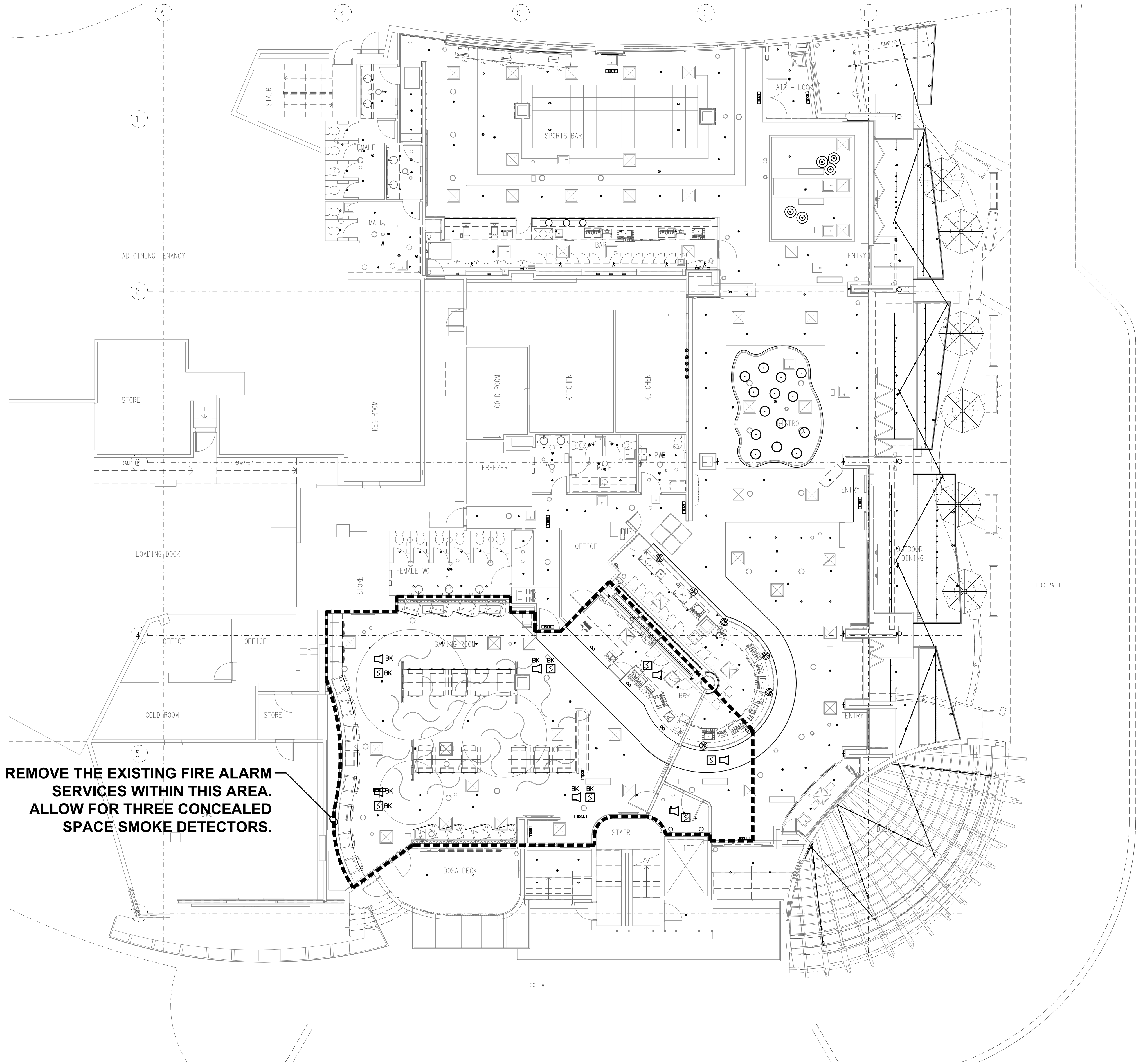
SITE ADDRESS:
**4 THE ESPLANADE, BURLEIGH HEADS
QUEENSLAND**

SCALE: 1:50 SHEET SIZE: A1
AT

DRAWING TITLE:

**ELECTRICAL SERVICES
JOINERY & WALL
LIGHTING DETAILS**

PROJECT NO: C3591a DRAWING NO: E07 REVISION: B



REMOVE THE EXISTING FIRE ALARM
SERVICES WITHIN THIS AREA.
ALLOW FOR THREE CONCEALED
SPACE SMOKE DETECTORS.

THE COPYRIGHT OF THIS DRAWING REMAINS THE PROPERTY OF
THE ELECTRICAL DESIGN GROUP.

USE FIGURED DIMENSIONS IN PREFERENCE TO SCALE.

ALL DIMENSIONS TO BE VERIFIED ONSITE.

C	TENDER	03/11/2025
REV:	DESCRIPTION:	DATE:

ELECTRICAL DESIGN GROUP
ELECTRICAL BUILDING SERVICES CONSULTANTS

BRISBANE: P.O. Box 15, Sherwood Qld 4075
Phone: (07) 3278 4375
Email: brisbane@edg.net.au
Web: www.edg.net.au

ELECTRICAL DESIGN GROUP BRISBANE
PTY LTD
ACN 092 710 793

TRADING AS:
ELECTRICAL DESIGN
GROUP

PROJECT:

BURLEIGH HEADS HOTEL

SITE ADDRESS:

**4 THE ESPLANADE, BURLEIGH HEADS
QUEENSLAND**

SCALE: SHEET SIZE:

1:100 AT **A1**

DRAWING TITLE:

**ELECTRICAL SERVICES
FIRE ALARM PLAN**

PROJECT NO: DRAWING NO: REVISION:

C3591a E08 C