



ELECTRICAL DESIGN GROUP

ELECTRICAL BUILDING SERVICES CONSULTANTS

P.O. Box 15, SHERWOOD Q. 4075

Phone: (07) 3278 4375

Website: www.edg.net.au Email: brisbane@edg.net.au

C3269a - BROTHER'S LEAGUES CLUB, IPSWICH - BISTRO & KIDS ROOM

C3269a-0001(8).xls

ELECTRICAL SERVICES CONTRACT DOCUMENT SCHEDULE

REVISION 8 - 29 NOVEMBER 2024

ISSUING INFORMATION				DATE OF ISSUE							
	DAY		04	08	29						
	MONTH		11	11	11						
	YEAR		24	24	24						
	REASON FOR ISSUE		C	C	C						
A = APPROVAL C = CONSTRUCTION N = COORDINATION P = PRELIMINARY T = TENDER											

DISTRIBUTION				NUMBER OF COPIES							
WWW.EDG.NET.AU				1E	1E	1E	1E				
BSPN ARCHITECTURE				1E	1E	1E	1E				
P = PRINT T = TRACING D = DISC E = EMAIL F = FAX											

DOCUMENTS				REVISION							
C3269a-E01.dwg	LEGEND	1	2								
C3269a-E02.dwg	NOTES	1									
C3269a-E03.dwg	EXISTING GROUND LEVEL PLANS	2	3								
C3269a-E04.dwg	GROUND LEVEL FLOOR PLAN	2	3	4	5						
C3269a-E05.dwg	GROUND LEVEL REFLECTED CEILING PLAN	3									
C3269a-0001.xls	CONTRACT DOCUMENT SCHEDULE	5	6	7	8						
C3269a-0002.xls	EQUIPMENT SCHEDULE	2	3								
C3269a-0001.zip	FITTING & OUTLET DATASHEETS	1									



ELECTRICAL DESIGN GROUP

ELECTRICAL BUILDING SERVICES CONSULTANTS

P.O. Box 15, SHERWOOD Q. 4075

Phone: (07) 3278 4375 Fax: (07) 3716 0222

Web Site: www.edg.net.au Email: brisbane@edg.net.au

C3269a - BROTHER'S LEAGUES CLUB, IPSWICH - BISTRO & KIDS ROOM

C3269a-0002(3).xls

ELECTRICAL EQUIPMENT SCHEDULE

REVISION 3 - 04 NOVEMBER 2024

THE LIGHT FITTING SUPPLIER CONTACT DETAILS MAY BE AVAILABLE ON THE EDG WEBSITE VIA THE FOLLOWING LINK
www.edg.net.au/Links/Lighting.htm

TYPE	LAMPS	DESCRIPTION	COLOUR / ACCESSORY	CATALOGUE No	REV
L1	2700K LED	9 LAMP DECORATIVE PENDANT C/W REMOTE DALI DIMMABLE DRIVER SUPPLIED BY THE CLIENT ALLOW TO ASSEMBLE AND INSTALL. CONFIRM THE POSITION AND DROP LENGTH ON SITE WITH THE ARCHITECT.	SATIN BLACK CLEAR GLASS	CUSTOM FITTING	B
L2	2700K LED	3 LAMP DECORATIVE PENDANT C/W REMOTE DALI DIMMABLE DRIVER SUPPLIED BY THE CLIENT ALLOW TO ASSEMBLE AND INSTALL. CONFIRM THE POSITION AND DROP LENGTH ON SITE WITH THE ARCHITECT.	SATIN BLACK CLEAR GLASS	CUSTOM FITTING	B
L3	3 No 240VOLT 200LM +/- 10% 3000K E27 FILAMENT LEDs	DECORATIVE E27 PENDANT SWITCHED C/W 3 LAMP SUPPLIED BY THE CLIENT ALLOW TO ASSEMBLE AND INSTALL. CONFIRM THE POSITION AND DROP LENGTH ON SITE WITH THE ARCHITECT.	62 PIOMBO OUTSIDE 27 ORO FOGLIA INTERNAL	ENLIGHTENED LIVING TOSCOT NOTORIOUS 871 PENDANT	B
L4	2700K LED	DECORATIVE PENDANT C/W REMOTE DALI DIMMABLE DRIVER SUPPLIED BY THE CLIENT ALLOW TO ASSEMBLE AND INSTALL. CONFIRM THE POSITION AND DROP LENGTH ON SITE WITH THE ARCHITECT.	-	LUXBOX ILLI ACOUSTIC PENDANT HORIZONTAL LX-IL-L- OW-40-G	B
L5	2700K LED	DECORATIVE PENDANT C/W REMOTE DALI DIMMABLE DRIVER SUPPLIED BY THE CLIENT ALLOW TO ASSEMBLE AND INSTALL. CONFIRM THE POSITION AND DROP LENGTH ON SITE WITH THE ARCHITECT.	-	LUXBOX ILLI ACOUSTIC PENDANT PORTRAIT LX-IL-P- OW-40-G	B
L6	3 No 240VOLT 200LM +/- 10% 3000K E27 FILAMENT LEDs	DECORATIVE E27 PENDANT SWITCHED C/W 3 LAMP CONFIRM THE POSITION AND DROP LENGTH ON SITE WITH THE ARCHITECT. ALLOW TO ASSEMBLE	-	ENLIGHTENED LIVING WEPLIGHT PAULINA 116	A
L7	22W 3000K LED	SURFACE MOUNTED ADJUSTABLE SPOTLIGHT C/W REMOTE DALI DIMMABLE DRIVER	BLACK	GAMMA ILLUMINATION ARCHITEKT 1306SM- FL-3K-22W	B
L8	2 X 22W 3000K LED	TWIN HEAD RECESSED ADJUSTABLE DOWNLIGHT C/W REMOTE DALI DIMMABLE DRIVER	WHITE	GAMMA ILLUMINATION RETRA 1457-2L-FL-3K-22W	A
L9	240VOLT 200LM +/- 10% 3000K E14 FILAMENT LED	TABLE LAMP C/W A FLEX AND PLUG CONNECTED TO A GPO CONCEALED WITHIN THE JOINERY.	SAND GOLD	LEMEN 8 PENSEE TABLE LAMP	2
L10	2 No 240VOLT 200LM +/- 10% 3000K E27 FILAMENT LEDs	WALL MOUNTED DECORATIVE LIGHT TO BE POSITIONED ON SITE AS DIRECTED BY THE ARCHITECT	BRASS	LUMEN 8 BUBBLE LINEAR METAL WALL LIGHT	2
L11	240VOLT 200LM +/- 10% 3000K E27 FILAMENT LED	TABLE LAMP C/W A FLEX AND PLUG CONNECTED TO A GPO CONCEALED WITHIN THE JOINERY.	BLACK	LUMEN 8 GLOBO 30CM TABLE LAMP	2
L12	240VOLT 200LM +/- 10% 3000K E27 FILAMENT LED	TABLE LAMP C/W A FLEX AND PLUG CONNECTED TO A GPO CONCEALED WITHIN THE JOINERY.	BLACK	LUMEN 8 GLOBO 40CM TABLE LAMP	2
L13	240VOLT 200LM +/- 10% 3000K G9 LED	TABLE LAMP C/W A FLEX AND PLUG CONNECTED TO A GPO CONCEALED WITHIN THE JOINERY.	RUST	JARDAN NELLY TABLE LAMP	A



ELECTRICAL DESIGN GROUP

ELECTRICAL BUILDING SERVICES CONSULTANTS

P.O. Box 15, SHERWOOD Q. 4075

Phone: (07) 3278 4375 Fax: (07) 3716 0222

Web Site: www.edg.net.au Email: brisbane@edg.net.au

C3269a - BROTHER'S LEAGUES CLUB, IPSWICH - BISTRO & KIDS ROOM


C3269a-0002(3).xls

ELECTRICAL EQUIPMENT SCHEDULE

REVISION 3 - 04 NOVEMBER 2024

THE LIGHT FITTING SUPPLIER CONTACT DETAILS MAY BE AVAILABLE ON THE EDG WEBSITE VIA THE FOLLOWING LINK
www.edg.net.au/Links/Lighting.htm

TYPE	LAMPS	DESCRIPTION	COLOUR / ACCESSORY	CATALOGUE No	REV
L14		EXISTING COFFER LED STRIP LIGHTING TO BE RETAINED			A
L15		EXISTING TRUSS MOUNTED LED STRIP LIGHT TO BE RETAINED			A
L16	WARM WHITE LED	HORIZONTAL LED STRIP WITHIN AN ALUMINIUM EXTRUSION MOUNTED WITHIN THE CEILING BULKHEAD PELMET AS PER THE ARCHITECTURAL DETAIL PROVIDE THE STRIP WITH A REMOTE DEDICATED 240-12V POWER SUPPLY AND A DALI DIMMABLE INTERFACE UNIT	NATURAL	NEON PRODUCTS AUSTRALIA LF-DFB-WW-300-12 + PR-LIN172153-F	A
L17		EXISTING RECESSED DALI DIMMABLE DOWNLIGHT TO BE RETAINED RECIRCUITED AND CONTROLLED WHERE INDICATED			A
L18	28W 3000K LED	RECESSED 32 DEG BEAM DOWNLIGHT C/W REMOTE DALI DIMMABLE DRIVER	BLACK TRIM	GAMMA COBALT 1406 3K	A
L19	28W 3000K LED	RECESSED 32 DEG BEAM DOWNLIGHT C/W REMOTE DALI DIMMABLE DRIVER	WHITE TRIM	GAMMA COBALT 1406 3K	A
L20	12W/M 3000K LED	FLEXIBLE LED ROPE FLEX SCREW FIXED RECESSED INTO THE JOINERY PELMET AS PER THE ARCHITECTURAL DETAIL PROVIDE EACH L20 STRIP WITH A REMOTE 240-24V POWER SUPPLY AND A DALI DIMMABLE INTERFACE UNIT LOCATED IN A CONCEALED ACCESSIBLE POSITION	WHITE	NPA L-NF-GLOW-WW + POWER SUPPLY & DALI CONTROLLER	A
E1	LED	EMERGENCY LIGHT: RECESSED NON-MAINTAINED EMERGENCY LIGHT. AS2293 CLASSIFICATION C0-D40 - C90-D40.	WHITE	STANILITE SF1LEDP LITHIUM BATTERY	A
E2	LED	EMERGENCY LIGHT: RECESSED NON-MAINTAINED EMERGENCY LIGHT. AS2293 CLASSIFICATION MIN C0-D25 - C90-D25.	BLACK	STANILITE SF1LEDP LITHIUM BATTERY BLTRIM	A
EX	LED	EXIT LIGHT: MAINTAINED 24M VIEWING DISTANCE EXIT LIGHT C/W DIFFUSERS & DIRECTIONAL ARROWS AS SHOWN. CEILING OR WALL MOUNT BETWEEN 2100mm & 2700mm AFFL IF THERE IS NO VERTICAL SURFACE TO MOUNT THE FITTING ON WITHIN THIS RANGE CONFIRM THE MOUNTING HEIGHT WITH THE ENGINEER. AS2293 CLASSIFICATION C0-D3.2 - C90-E2.	WHITE LOGO GREEN BACKGROUND WHITE BODY	STANILITE PLQLEDP LITHIUM BATTERY	A
SINGLE POWER OUTLET		SINGLE POWER OUTLET C/W CIRCUIT IDENTIFICATION ON THE FACEPLATE BEHIND THE SURROUND MOUNT AT 300mm AFFL U.N.O. RATING 10A U.N.O.	WHITE UNLESS NOTED AS BLACK (BK)	CLIPSAL C2000 SERIES	A



ELECTRICAL DESIGN GROUP

ELECTRICAL BUILDING SERVICES CONSULTANTS

P.O. Box 15, SHERWOOD Q. 4075

Phone: (07) 3278 4375 Fax: (07) 3716 0222

Web Site: www.edg.net.au Email: brisbane@edg.net.au

C3269a - BROTHER'S LEAGUES CLUB, IPSWICH - BISTRO & KIDS ROOM

C3269a-0002(3).xls

ELECTRICAL EQUIPMENT SCHEDULE

REVISION 3 - 04 NOVEMBER 2024

THE LIGHT FITTING SUPPLIER CONTACT DETAILS MAY BE AVAILABLE ON THE EDG WEBSITE VIA THE FOLLOWING LINK
www.edg.net.au/Links/Lighting.htm

TYPE	LAMPS	DESCRIPTION	COLOUR / ACCESSORY	CATALOGUE No	REV
DOUBLE POWER OUTLET		DOUBLE POWER OUTLET C/W CIRCUIT IDENTIFICATION ON THE FACEPLATE BEHIND THE SURROUND MOUNT AT 300mm AFFL U.N.O. RATING 10A U.N.O.	WHITE UNLESS NOTED AS BLACK (BK)	CLIPSAL C2000 SERIES	A
FLOOR MOUNTED OUTLET		SURFACE MOUNTED FLOOR BOX C/W OUTLETS AS NOTED	STAINLESS STEEL FLOOR BOX WHITE OUTLETS	ELECTRIC CABLE DUCT SYSTEMS AFB20 - 4C-SKU040.000.0117	1
DB-1		EXISTING DISTRIBUTION BOARD (DB-1)			A
DB-2		EXISTING DISTRIBUTION BOARD (DB-2)			A
DB-3		EXISTING DISTRIBUTION BOARD (DB-3)			A
DB-4		EXISTING DISTRIBUTION BOARD (DB-4)			A
MDB		EXISTING MDB TO BE UPGRADED TO ACCOMMODATE THE ADDITIONAL MCCB TO SUPPLY MSSB-2			A
MSSB-1		EXISTING MECHANICAL SERVICES SWITCHBOARD			A
MSSB-2		NEW MECHANICAL SERVICES SWITCHBOARD BY THE MECHANICAL SUB CONTRACTOR			A
COMMUNICATIONS RACK (CR-A)		EXISTING COMMUNICATIONS RACK CR-A			A
COMMUNICATIONS OUTLET		RJ45 CAT-6 COMMUNICATIONS OUTLET, CABLED BACK TO CAT 6 PATCH PANELS IN RACK CR-A VIA 4-PAIR CAT-6 UTP CABLE. MOUNT UP TO 3 RJ45 OUTLETS PER MULTI-GANG FACEPLATE WITH SEPARATE PERMANENT LABELLING FOR EACH OUTLET. MOUNT AT 300 AFFL UNLESS NOTED OTHERWISE	WHITE UNLESS NOTED AS BLACK (BK)	CLIPSAL C2000 SERIES	A
AV CAT 6 OUTLET		RJ45 CAT-6 AV, CABLED BACK TO CAT 6 OUTLETS IN THE AV RACK VIA 4-PAIR CAT-6 UTP CABLE.	WHITE	CLIPSAL C2000 SERIES	3
FIRE INDICATOR PANEL (FIP)		EXISTING FIRE INDICATOR PANEL AND INTEGRAL ALARM AND EVACUATION PANEL TO AS1670. UPGRADE THE FIP AS REQUIRED TO ACCOMMODATE THE NEW WORKS			A
FIRE EVACUATION SPEAKER		RECESSED 5W 8-INCH CONE ALERT AND EVACUATION SPEAKER TO AS1670 C/W 100V MULTI-TAP TRANSFORMER AND FLUSH GRILLE WHITE UNLESS NOTE AS BLACK			A
SMOKE DETECTOR		SURFACE MOUNTED SMOKE DETECTOR TO AS1670. WHITE UNLESS NOTE AS BLACK			A

LEGEND

- ELECTRICAL SERVICES SWITCHBOARD.
- SWITCHBOARD / CONTROL PANEL NOT PROVIDED AS PART OF THE ELECTRICAL SUBCONTRACT.
- SINGLE POWER OUTLET.
- DOUBLE POWER OUTLET.
- SPECIAL PURPOSE POWER OUTLET.
- SIGNAGE OUTLET.
- SINGLE PHASE ISOLATOR.
- THREE PHASE ISOLATOR.
- SP

LIGHTING CONTROL SWITCH PANEL.
- EXISTING CEILING FAN.
- CIRCUIT LINE.
- SWITCH LINE.
- DB-x - Py

POWER CIRCUIT DESIGNATION.
DENOTES DB AND CIRCUIT.
- xx

LIGHTING CONTROL CHANNEL REFERENCE.
- ELECTRICAL EQUIPMENT AS NOTED.
- RJ45 COMMUNICATIONS OUTLET.
- AV RJ45 CAT-6 COMMUNICATIONS OUTLET.
- FIP

EXISTING FIRE INDICATOR PANEL.
- EXISTING FIRE EVACUATION SPEAKER.
- FIRE EVACUATION SPEAKER.
- I

EXISTING THERMAL DETECTOR.
- SMOKE DETECTOR.
- REFER TO DETAIL NOTED FOR THE AREA SHOWN HATCHED.
ADDITIONAL OUTLETS & FITTINGS MAY BE SHOWN ON DETAIL.

LEGEND

- E1

E1: GENERAL LED EMERGENCY LIGHT WHITE.
- E2

E2: GENERAL LED EMERGENCY LIGHT BLACK.
- EX

EX: EMERGENCY LED EXIT LIGHT.
- L1

L1: 9 LAMP FEATURE PENDANT C/W REMOTE DALI DIMMABLE DRIVER.
- L2

L2: 3 LAMP FEATURE PENDANT C/W REMOTE DALI DIMMABLE DRIVER.
- L3

L3: 800 DIA FEATURE PENDANT C/W REMOTE DALI DIMMABLE DRIVER.
- L4

L4: ACOUSTIC PENDANT C/W REMOTE DALI DIMMABLE DRIVER.
- L5

L5: ACOUSTIC PENDANT C/W REMOTE DALI DIMMABLE DRIVER.
- L6

L6: FEATURE PENDANT SWITCHED.
- L7

L7: ADJUSTABLE SURFACE LIGHT C/W REMOTE DALI DIMMABLE DRIVER.
- L8

L8: TWIN HEAD RECESSED DOWNLIGHT C/W REMOTE DALI DIMMABLE DRIVER.
- L9

L9: DECORATIVE TABLE LAMP.
- L10

L10: DECORATIVE WALL LIGHT.
- L11

L11: DECORATIVE TABLE LAMP.
- L12

L12: DECORATIVE TABLE LAMP.
- L13

L13: DECORATIVE TABLE LAMP.
- L14

L14: EXISTING COFFER STRIP LIGHT TO REMAIN AS IS.
- L15

L15: EXISTING LED STRIP LIGHT MOUNTED WITHIN THE TRUSS TO REMAIN AS IS.
- L16

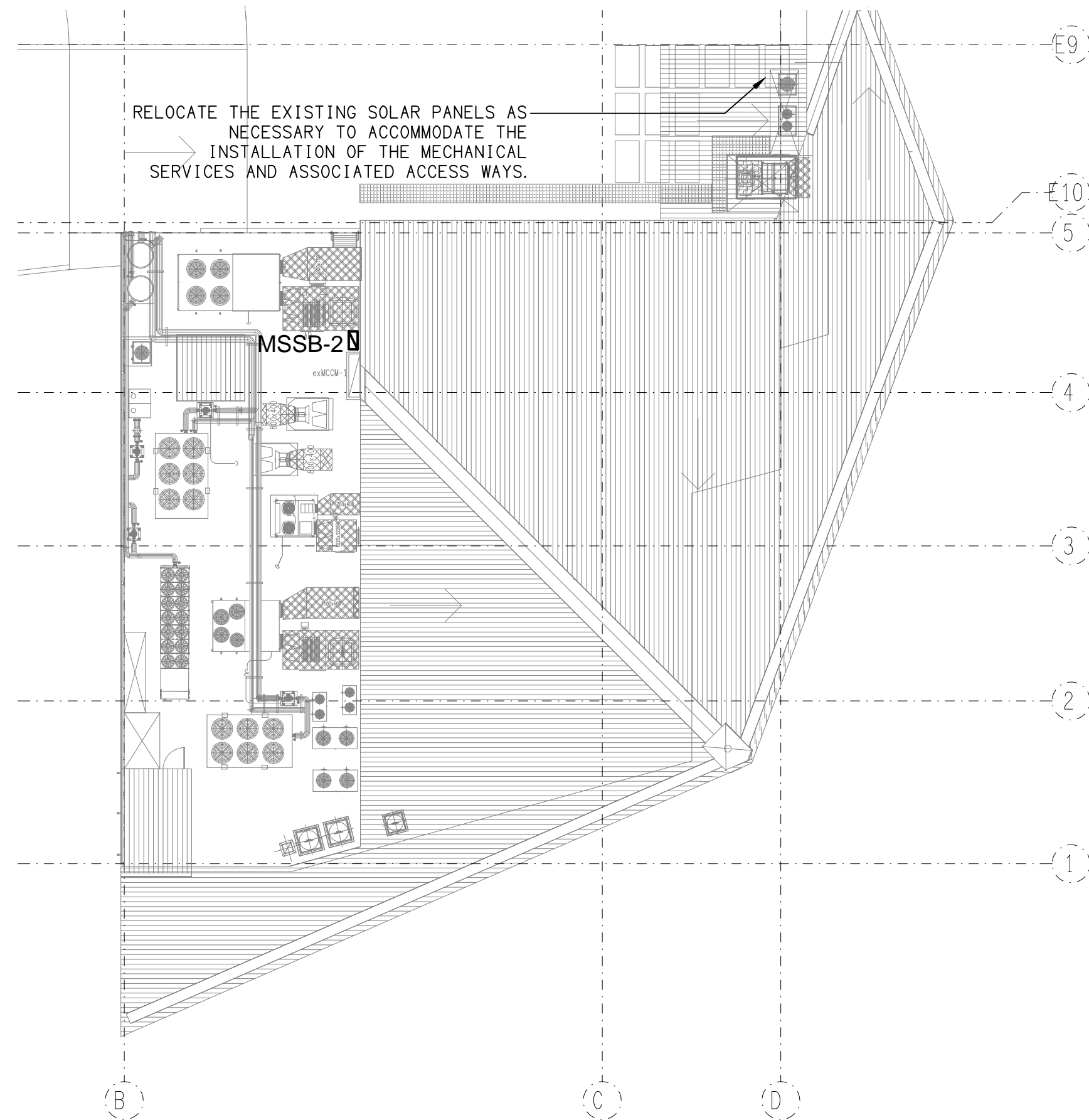
L16: DALI DIMMABLE LED STRIP LIGHT MOUNTED WITHIN A CEILING BULKHEAD PELMET.
- L17

L17: EXISTING RECESSED DOWNLIGHT C/W REMOTE DALI DIMMABLE DRIVER WHITE TO REMAIN AS IS.
- L18

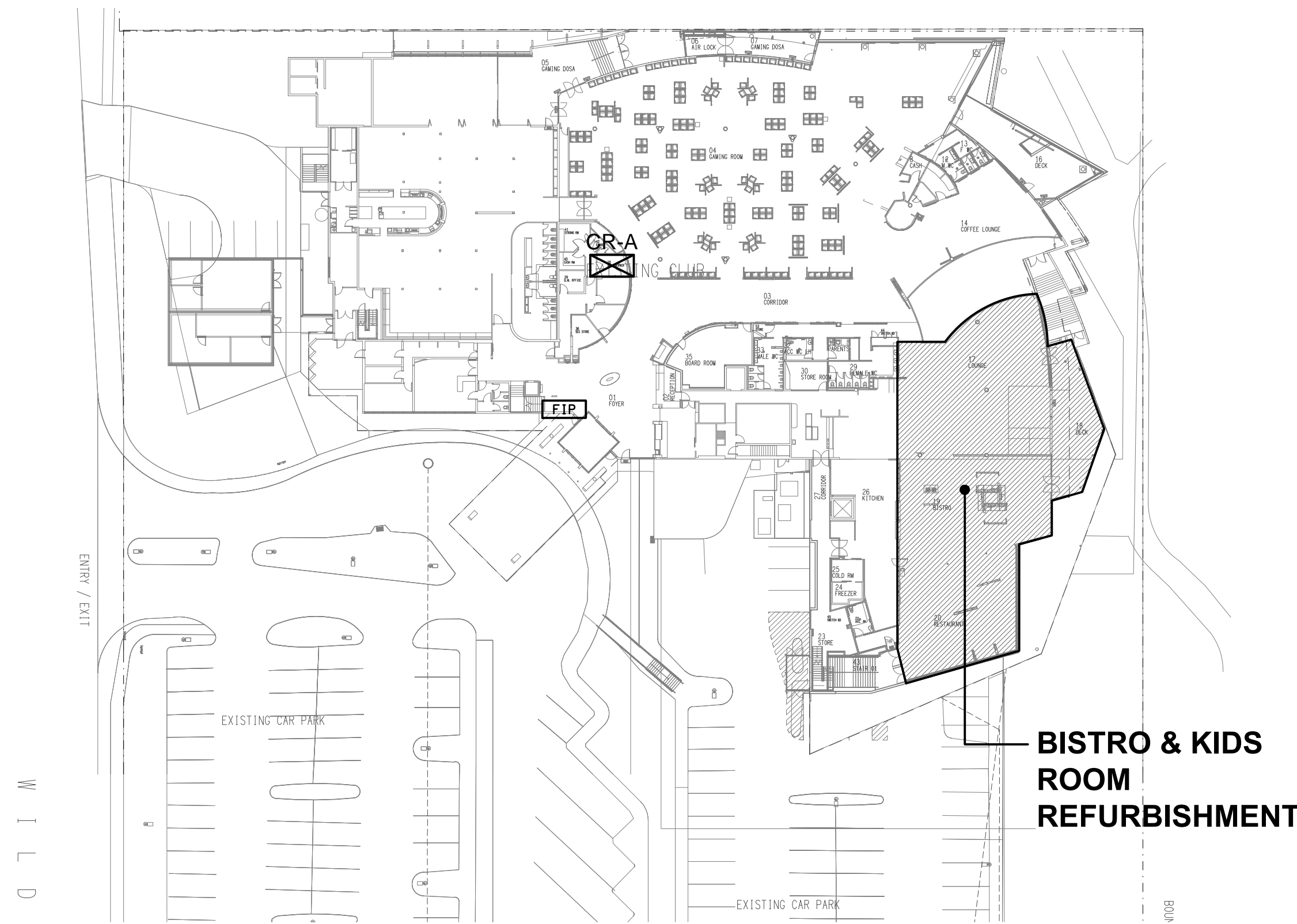
L18: RECESSED DOWNLIGHT C/W REMOTE DALI DIMMABLE DRIVER BLACK.
- L19

L19: RECESSED DOWNLIGHT C/W REMOTE DALI DIMMABLE DRIVER WHITE.
- L20

L20: DALI DIMMABLE LED ROPE LIGHT MOUNTED WITHIN THE JOINERY.



ROOF PLAN
BISTRO & KIDS ROOM
SCALE 1: 200



LOCATION PLAN
BISTRO & KIDS ROOM EXTENT OF WORKS
SCALE 1: 500

NOTES

1. EXTENT OF WORKS

THE ELECTRICAL SERVICES SUB-CONTRACT INCLUDES BUT IS NOT LIMITED TO THE FOLLOWING:

- SUPPLY AND INSTALLATION OF ALL COMPONENTS FORMING PART OF THE ELECTRICAL SERVICES.
- INSPECTIONS.
- TESTING AND COMMISSIONING.
- MAINTENANCE.
- CABLING, CABLE SUPPORT SYSTEMS AND ACCESS.
- POWER DISTRIBUTION.
- LIGHTING.
- COMMUNICATIONS CABLING.
- FIRE ALARM SYSTEM.
- RELOCATE THE EXISTING ROOF MOUNTED SOLAR PANELS AS NECESSARY TO ACCOMMODATE THE PROPOSED MECHANICAL SERVICES AND THE ASSOCIATED ACCESS WAYS.
- AS CONSTRUCTED DOCUMENTS.
- ALL MINOR COMPONENTS AND INCIDENTAL WORKS NOT SPECIFICALLY REFERRED TO, HOWEVER NECESSARY TO COMPLETE THE ELECTRICAL SERVICES INSTALLATION SUCH THAT IT IS HANDED OVER COMPLETE, OPERATIONAL AND FIT FOR THE INTENDED USE.

PRIOR TO COMMENCING WORK CONSULT SITE MANAGEMENT FOR ANY HAZARDOUS MATERIAL AND OR ASBESTOS REGISTERS AS WELL AS UNDERTAKE A THOROUGH INSPECTION OF THE SITE TO IDENTIFY ANY POTENTIAL HAZARDOUS MATERIALS, ASBESTOS AND HEALTH OR SAFETY RISKS. ADVISE THE CONTRACTOR OF ANY POTENTIAL HAZARDOUS MATERIALS, ASBESTOS AND HEALTH OR SAFETY RISKS IF IDENTIFIED AND DO NOT COMMENCE WORK UNTIL AN APPROPRIATE MANAGEMENT PLAN HAS BEEN DEVELOPED AND AGREED TO BY ALL PARTIES.

SUPPLY ALL LABOUR, MATERIALS, EQUIPMENT, AND ALL OTHER ITEMS, WHETHER MENTIONED IN DETAIL OR NOT, REQUIRED FOR THE SATISFACTORY COMPLETION OF THE ELECTRICAL SERVICES INSTALLATION, LEAVING IN FULL WORKING ORDER TO THE SATISFACTION OF THE PROJECT MANAGER.

ACCEPT FULL RESPONSIBILITY FOR LIASING, ARRANGING AND CO-ORDINATION OF ALL WORKS THAT HAVE AN EFFECT ON OR WILL BE AFFECTED BY THE ELECTRICAL SERVICES.

REFER TO THE EQUIPMENT SCHEDULE FOR ADDITIONAL REQUIREMENTS.

2. WORKMANSHIP

ENSURE THAT THE ELECTRICAL WORK IS PERFORMED BY THE HOLDER OF A CURRENT ELECTRICAL SUB CONTRACTOR LICENSE AND THE SERVICES COVERED BY THE ACMA IS PERFORMED BY THE HOLDER OF THE APPROPRIATE CURRENT ACMA LICENSE. ENSURE THE INSTALLATION AND ALL COMPONENTS, FIXTURES, FITTINGS, OUTLETS AND CABLES ARE SUPPLIED AND INSTALLED TO A HIGH STANDARD THROUGHOUT, AND INSTALLED IN A NEAT AND TRADESMAN LIKE MANNER, TO THE CURRENT INDUSTRY STANDARDS. ENSURE ALL MATERIALS AND COMPONENTS OF A SIMILAR TYPE ARE OF THE SAME MANUFACTURER AND INSTALLED IN A UNIFORM MANNER.

IT IS THE ELECTRICAL SUB CONTRACTOR'S RESPONSIBILITY TO ENSURE THAT THE INSTALLATION IS FIT FOR PURPOSE AND IS PROVIDED AS A COMPLETE WORKING INSTALLATION. IT IS THE ELECTRICAL SUB CONTRACTOR'S RESPONSIBILITY TO PROVIDE ALL COMPONENTS, FITTINGS, FIXTURES, SYSTEMS, PROGRAMMING ETC IRRESPECTIVE OF THE LEVEL DETAILED IN THE DOCUMENTS SUCH THAT THE INSTALLATION IS PROVIDED AS A COMPLETE WORKING INSTALLATION.

CONCEAL ALL WIRING AND CONDUITS. EXPOSED CABLING OR CONDUITS ARE GENERALLY NOT ACCEPTABLE. IT IS NOTED THAT CHASING AND REINSTATEMENT WILL BE REQUIRED. ENSURE ALL COMPONENTS, EQUIPMENT AND MATERIALS SUPPLIED ARE NEW, UNUSED, DESIGNED AND SELECTED TO ENSURE SATISFACTORY OPERATION UNDER VARYING ATMOSPHERIC, CLIMATIC, HUMID TROPICAL CONDITIONS WITHOUT DISTORTION AND DETERIORATION IN ANY PART AFFECTING EFFICIENCY AND RELIABILITY OF THE SYSTEMS. DESIGN AND SELECT ALL EQUIPMENT TO PROVIDE THE NECESSARY SAFETY TO HUMAN LIFE AND PROPERTY DURING OPERATION AND MAINTENANCE WITH PARTICULAR ATTENTION GIVEN TO ELECTRICAL SAFETY AND SEGREGATION PRECAUTIONS.

CHECK THE FINISHED PAINTWORK AROUND THE AREA OF EACH INSTALLATION AND TOUCH UP ALL DAMAGED PARTS AND FINISHES AFTER THE INSTALLATION OF THE ELECTRICAL SERVICES.

ALL WORKS ARE TO BE CARRIED OUT IN ACCORDANCE WITH THE BUILDER'S PROGRAM. ENSURE ALL FINAL LOCATIONS OF OUTLETS AND FITTINGS ARE CO-ORDINATED ONSITE WITH THE ARCHITECT AND ALL OTHER SERVICES, TO THE APPROVAL OF THE PROJECT MANAGER. ALLOW TO CO-ORDINATE THE FINAL LOCATION OF ALL EQUIPMENT, FITTINGS, & OUTLETS, SUCH THAT THEY ARE INSTALLED IN ACCORDANCE WITH THE AS3000 RESTRICTED ZONES, AND ARE NOT COVERED INAPPROPRIATELY.

ENSURE THAT ALL METAL SURFACES ARE SUITABLY PROTECTED AGAINST CORROSION, AND THAT ALL PLASTIC MATERIALS ARE UV STABILISED.

PROVIDE ALL MATERIALS AS NEW, AND OF THE HIGHEST CLASS AVAILABLE FOR THEIR RESPECTIVE TYPES. ENSURE ALL ASPECTS OF THE WORK ARE OF A HIGH STANDARD THROUGHOUT, AND INSTALLED IN A NEAT AND TRADESMAN LIKE MANNER, TO THE CURRENT INDUSTRY STANDARDS.

3. STANDARDS

IRRESPECTIVE OF INFORMATION CONTAINED IN THE ELECTRICAL SERVICES DOCUMENTS OR IN INSTRUCTIONS, IT IS THE ELECTRICAL SUB CONTRACTOR'S RESPONSIBILITY TO ENSURE ALL ELECTRICAL SERVICES WORKS ARE INSTALLED IN ACCORDANCE WITH THE REQUIREMENTS OF THE FOLLOWING. REFER ANY DISCREPANCIES BETWEEN THE REQUIREMENTS OF THE FOLLOWING AND/OR THE ELECTRICAL SERVICES DOCUMENTS AND INSTRUCTIONS TO THE ARCHITECT FOR CLARIFICATION PRIOR TO THE PLACING OF ORDERS, FABRICATION OR INSTALLATION OF THE ITEMS/METHODS IN DISCREPANCY.

- NCC BUILDING CODE OF AUSTRALIA.
- ELECTRICITY ACT.
- ELECTRICAL SAFETY ACT.
- AS/NZS3000.
- AS3008.
- AS1670. 1.
- WORKPLACE HEALTH AND SAFETY ACT.
- TELECOMMUNICATIONS ACT.
- ACMA REQUIREMENTS.

4. AUTHORITIES

ENSURE ALL OF THE ELECTRICAL SERVICES COMPLY WITH THE REQUIREMENTS OF ALL REGULATORY AUTHORITIES HAVING JURISDICTION OVER THE SITE INCLUDING BUT NOT LIMITED TO THE FOLLOWING:

- ACMA.
- LOCAL COUNCIL.
- LOCAL SUPPLY AUTHORITY.
- STATE GOVERNMENT DEPARTMENT OF ENVIRONMENT AND HERITAGE.
- QLD GOVERNMENT, DIVISION OF WORKPLACE, HEALTH AND SAFETY.
- QLD FIRE AND EMERGENCY SERVICES.

NOTES

5. CABLES

UNLESS OTHERWISE SPECIFIED, INSTALL AND TERMINATE CABLES IN ACCORDANCE WITH THE MANUFACTURERS' RECOMMENDATIONS. DETERMINE THE FINAL ROUTES TO SUIT THE BUILDING STRUCTURE AND SITE CONDITIONS. UNLESS NOTED OTHERWISE, PROVIDE ALL 240 VOLT POWER AND LIGHTING WIRING AS 2.5mm² TWIN & EARTH STRANDED COPPER CONDUCTORS, PVC INSULATED 0.6/1kV V75 GRADE TO AS3174, PROTECTED BY A 20 AMP CIRCUIT BREAKER. ALL CONDUIT AND FITTINGS TO BE RIGID UPVC TO AS2053, UNLESS NOTED OTHERWISE.

6. POWER DISTRIBUTION

THE POWER DISTRIBUTION COMPONENT OF THIS CONTRACT INCLUDES THE REMOVAL OF THE EXISTING CIRCUITS AND OUTLETS MADE REDUNDANT BY THE WORKS. NEW CIRCUITS AND OUTLETS ARE TO BE PROVIDED SUPPLIED FROM THE EXISTING DISTRIBUTION BOARDS.

PROVIDE A NEW 50 AMP THREE PHASE MCB IN THE EXISTING MDB-2 SWITCHBOARD TO SUPPLY THE NEW ROOF PLANT AREA MECHANICAL SERVICES SWITCHBOARD MCCM-2. PROVIDE A 4 CORE 16MM CU XLPE /PVC + E SUBMAIN FROM THE NEW MCB TO MCCM-2. PROVIDE THE NEW MCB TO MATCH THE EXISTING AND UPDATE THE MDB LABELLING ACCORDINGLY.

ANY INTERRUPTION TO THE POWER SUPPLY TO ANY SERVICES OUTSIDE OF THE AREA OF WORKS MUST BE RESTRICTED TO OUTSIDE OF THE CLUBS OPERATING HOURS AND MUST BE ADVISED TO THE OPERATOR IN WRITING TWO WEEKS PRIOR.

THE POWER DISTRIBUTION COMPONENT OF THIS CONTRACT INCLUDES, BUT IS NOT LIMITED TO THE FOLLOWING EXTENT OF WORK:

- POWER DISTRIBUTION.
- CABLE ACCESS WAYS.
- CIRCUITS.
- ISOLATORS AND OUTLETS.
- TESTING AND COMMISSIONING.
- REMOVAL OF ALL EXISTING REDUNDANT SERVICES.

UTILISE THE EXISTING SPARE POLES IN THE DISTRIBUTION BOARDS AND EXISTING CIRCUITS MADE REDUNDANT BY THE WORKS TO SUPPLY THE NEW POWER AND LIGHTING CIRCUITS. UPDATE THE DISTRIBUTION BOARD SCHEDULES AT PRACTICAL COMPLETION.

7. LIGHTING

ALL OF THE LIGHT FITTINGS, LAMPS AND ACCESSORIES ARE TO BE PROVIDED AS PART OF THIS CONTRACT. THE LIGHTING COMPONENT OF THIS CONTRACT INCLUDES, BUT IS NOT LIMITED TO THE FOLLOWING EXTENT OF WORK:

- LIGHTING.
- LIGHT FITTINGS AND ACCESSORIES.
- EMERGENCY AND EXIT LIGHTING.
- EARTHING OF THE LIGHTING INSTALLATION.
- LIGHTING CONTROL.
- PHILIPS DYNALITE LIGHTING CONTROL SYSTEM.
- LIGHTING SUBCIRCUITS.
- TESTING AND COMMISSIONING.
- RECONNECTION OF THE EXISTING LIGHTING THAT REMAINS.
- REMOVAL OF ALL EXISTING REDUNDANT LIGHTING SERVICES.

PROVIDE TWO NEW PHILIPS DYNALITE DORC420FRGL 4 CHANNEL FEED THROUGH RELAY CONTROLLERS DIN RAIL MOUNTED WITHIN DB-4 TO PROVIDE THE NEW CHANNELS 245 THROUGH TO 251.

UTILISE THE EXISTING SPARE PHILIPS DYNALITE CHANNELS AND USED CHANNELS MADE SPARE BY THE WORKS TO CONTROL THE LIGHTING.

UNDER NO CIRCUMSTANCES ARE DALI TO PHASE DIMMING CONVERTERS ACCEPTABLE.

COMMISSION THE LIGHTING CONTROL SYSTEM AS DIRECTED BY THE ARCHITECT ON SITE PRIOR TO PRACTICAL COMPLETION AND ALLOW TO ATTEND SITE TWICE DURING THE DEFECTS AND LIABILITY PERIOD TO ADJUST THE LIGHTING CONTROL SYSTEM AS DIRECTED BY THE CLIENT.

8. COMMUNICATIONS CABLING

THE COMMUNICATIONS CABLING COMPONENT OF THIS CONTRACT INCLUDES THE REMOVAL OF ANY COMMUNICATIONS CABLING AND OUTLETS THAT BECOME REDUNDANT AND THE PROVISION OF NEW SERVICES AS REQUIRED.

IT IS ACCEPTABLE TO REDIRECT EXISTING COMMUNICATIONS CABLING THAT HAS BECOME REDUNDANT TO SUPPLY NEW OUTLETS IF IT IS IN APPROPRIATE CONDITION AND PASSES THE COMPLIANCE TESTS.

ANY INTERRUPTION TO THE CLUBS COMMUNICATIONS SERVICES OUTSIDE OF THE AREA OF WORKS MUST BE RESTRICTED TO OUTSIDE OF THE CLUBS OPERATING HOURS AND MUST BE ADVISED TO THE OPERATOR IN WRITING TWO WEEKS PRIOR.

THE COMMUNICATIONS CABLING COMPONENT OF THIS CONTRACT INCLUDES, BUT IS NOT LIMITED TO THE FOLLOWING EXTENT OF WORK:

- PATCH PANELS WITHIN THE EXISTING COMMUNICATIONS RACK CR-A AS NECESSARY.
- CAT 6 COMMUNICATIONS OUTLETS AND CABLING FROM THE EXISTING COMMUNICATIONS RACK CR-A.
- CABLE ACCESS WAYS.
- TESTING AND COMMISSIONING.
- REMOVAL OF ALL EXISTING COMMUNICATIONS CABLING MADE REDUNDANT BY THE WORKS.

NOTES

9. FIRE ALARM SYSTEM

THE FIRE ALARM SYSTEM COMPONENT OF THIS CONTRACT INCLUDES NEW AS1670.1 COMPLIANT DETECTION AND ALARM SERVICES THROUGHOUT THE AREA OF THE WORKS. THE EXISTING FIP IS TO BE RETAINED AND UPGRADED AS NECESSARY TO FACILITATE THE CHANGES AND ADDITIONS. REPLACE THE FIP ZONE INDICATION PLAN. ALL OF THE EXISTING SPEAKERS, DETECTORS, AND CABLING THAT BECOME REDUNDANT ARE TO BE REMOVED. ANY INTERRUPTION TO THE FIRE ALARM SYSTEM TO ANY SERVICES OUTSIDE OF THE AREA OF WORKS MUST BE RESTRICTED TO OUTSIDE OF THE CLUBS OPERATING HOURS AND MUST BE ADVISED TO THE OPERATOR IN WRITING TWO WEEKS PRIOR.

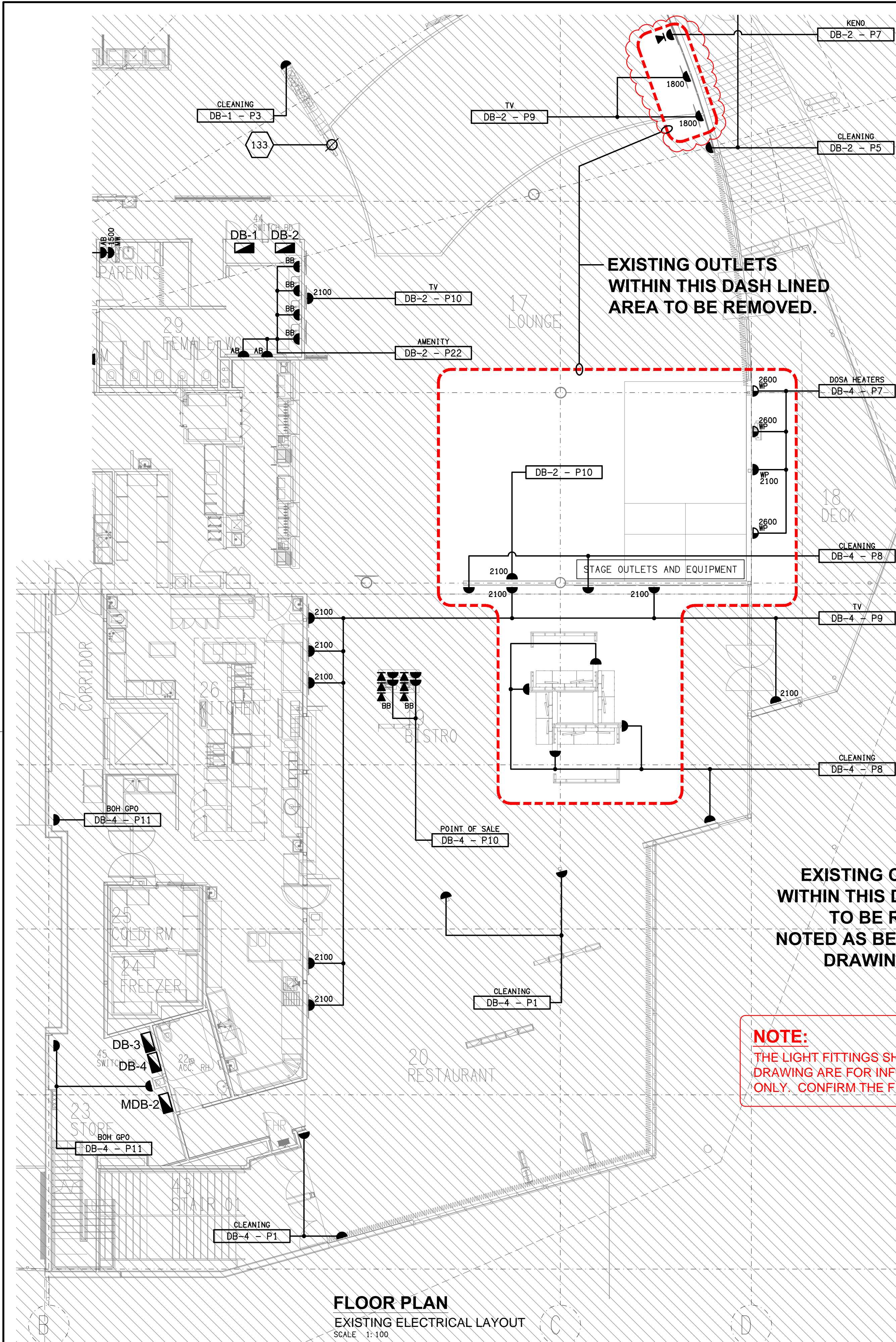
THE FIRE ALARM SYSTEM COMPONENT OF THIS CONTRACT INCLUDES, BUT IS NOT LIMITED TO THE FOLLOWING EXTENT OF WORK:

- UPGRADING THE EXISTING FIP.
- DETECTORS AND SPEAKERS.
- CABLE ACCESS WAYS.
- CABLING.
- TESTING AND COMMISSIONING.
- REMOVAL OF ALL EXISTING REDUNDANT SERVICES.
- RECONNECTION OF ALL EXISTING SERVICES THAT REMAIN.

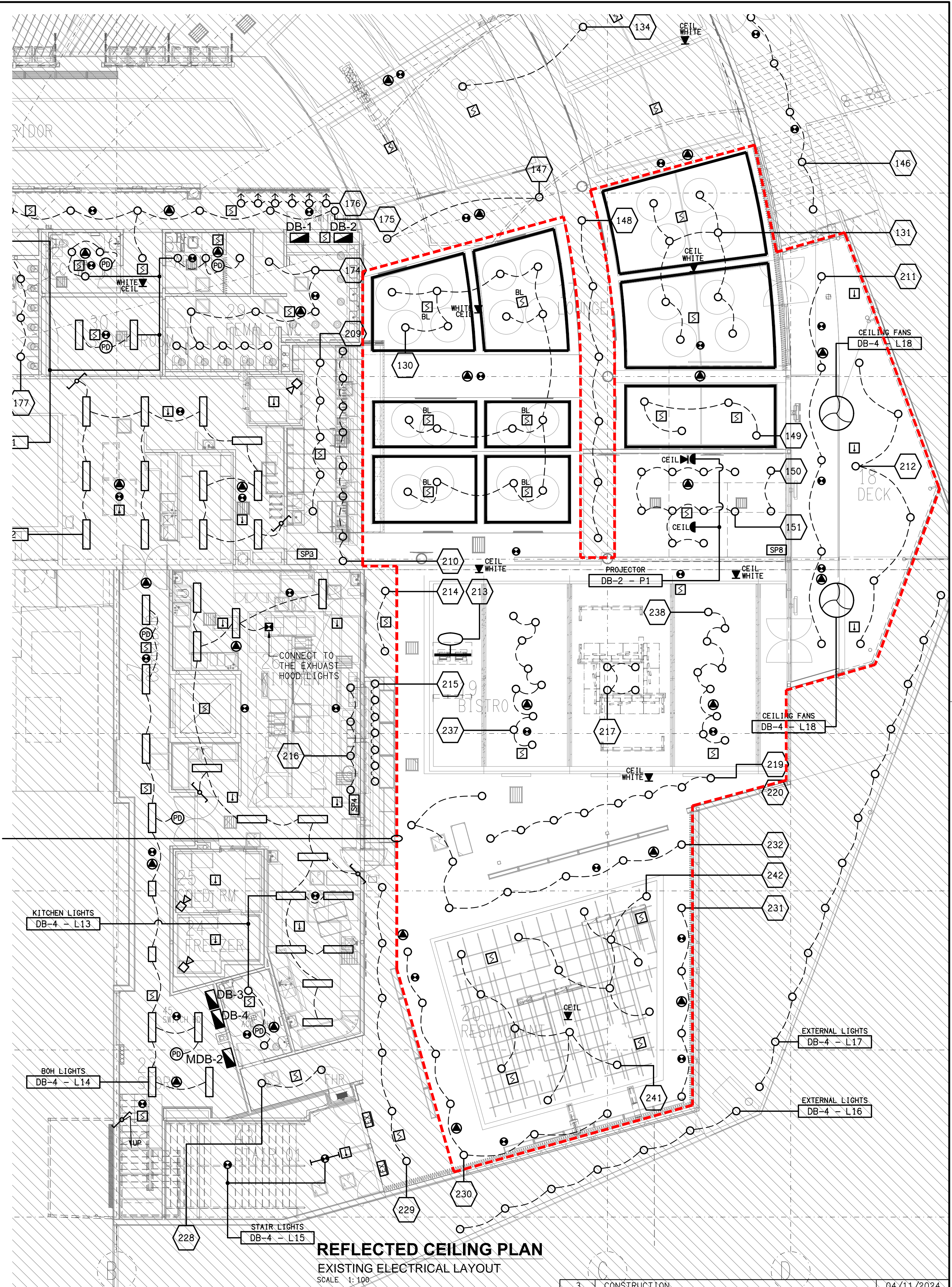
10. ABBREVIATIONS

A - AMP CURRENT RATING
AB - MOUNT ABOVE BENCH.
AFFL - ABOVE FINISHED FLOOR LEVEL.
BB - MOUNT BELOW BENCH.
BH - MOUNT ON BULKHEAD.
CEIL - MOUNT ON CEILING.
CS - MOUNT WITHIN CEILING SPACE.
C/W - COMPLETE WITH.
DB - DISTRIBUTION BOARD.
MCB - MINIATURE CIRCUIT BREAKER.
MCCB - MOULDED CASE CIRCUIT BREAKER.
MDB - MAIN DISTRIBUTION BOARD.
MSSB - MECHANICAL SERVICES SWITCHBOARD.
NTS - NOT TO SCALE.
RCBO - CIRCUIT BREAKER C/W AN INTEGRAL 30mA RESIDUAL CURRENT DEVICE.
RCD - CIRCUIT PROTECTED VIA A 30mA RESIDUAL CURRENT DEVICE.
UNO - UNLESS NOTED OTHERWISE.
WP - WEATHERPROOF TO IP56 UNO.
500 - NUMBER DENOTES MOUNTING HEIGHT AFFL.

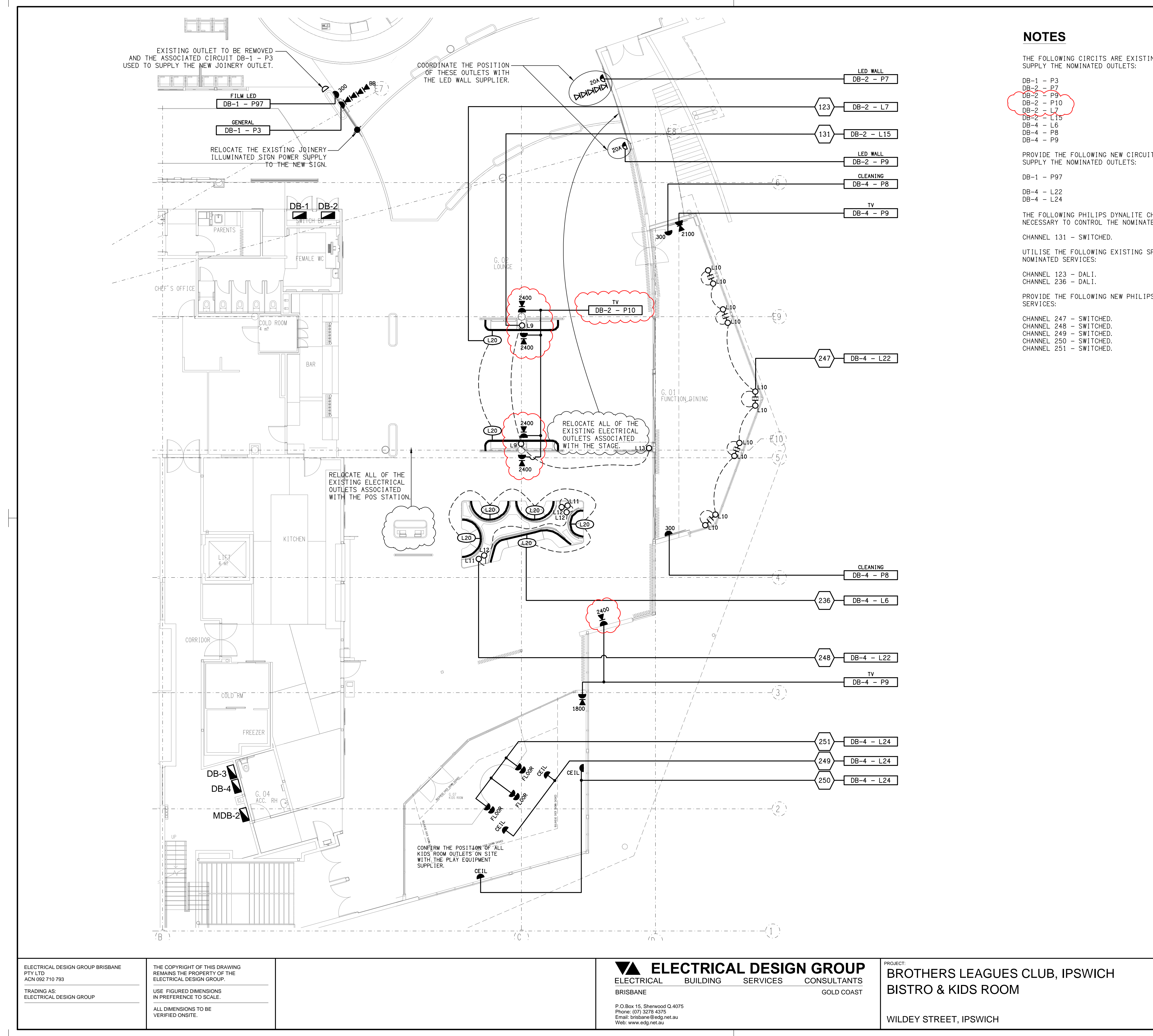
<div>ELECTRICAL DESIGN GROUP BRISBANE PTY LTD ACN 092 710 793</div> <div>TRADING AS: ELECTRICAL DESIGN GROUP</div>		<div>THE COPYRIGHT OF THIS DRAWING REMAINS THE PROPERTY OF THE ELECTRICAL DESIGN GROUP.</div> <div>USE FIGURED DIMENSIONS IN PREFERENCE TO SCALE.</div> <div>ALL DIMENSIONS TO BE VERIFIED ONSITE.</div>	<div><div><div><div></div></div><div>ELECTRICAL DESIGN GROUP</div></div><div>ELECTRICAL BUILDING SERVICES CONSULTANTS</div><div>BRISBANE</div><div>GOLD COAST</div><div>P.O.Box 15, Sherwood Q.4075 Phone: (07) 3278 4375 Email: brisbane@edg.net.au Web: www.edg.net.au</div></div>	<div>PROJECT: BROTHERS LEAGUES CLUB, IPSWICH BISTRO & KIDS ROOM</div> <div>WILDEY STREET, IPSWICH</div>	<table><tr><td>1</td><td>CONSTRUCTION</td><td>16/09/2024</td></tr><tr><td>REV:</td><td>DESCRIPTION:</td><td>DATE:</td></tr><tr><td colspan="3">DRAWING: ELECTRICAL SERVICES NOTES</td></tr><tr><td>SCALE: NOT TO SCALE AT A1</td><td>PROJECT NO: C3269a</td><td>DRAWING NO: E02</td><td>REVISION: 1</td></tr></table>	1	CONSTRUCTION	16/09/2024	REV:	DESCRIPTION:	DATE:	DRAWING: ELECTRICAL SERVICES NOTES			SCALE: NOT TO SCALE AT A1	PROJECT NO: C3269a	DRAWING NO: E02	REVISION: 1
1	CONSTRUCTION	16/09/2024																
REV:	DESCRIPTION:	DATE:																
DRAWING: ELECTRICAL SERVICES NOTES																		
SCALE: NOT TO SCALE AT A1	PROJECT NO: C3269a	DRAWING NO: E02	REVISION: 1															



FLOOR PLAN
EXISTING ELECTRICAL LAYOUT
SCALE 1:100



REFLECTED CEILING PLAN
EXISTING ELECTRICAL LAYOUT
SCALE 1:100



NOTES

THE FOLLOWING CIRCUITS ARE EXISTING TO BE MODIFIED / EXTENDED AS NECESSARY TO SUPPLY THE NOMINATED OUTLETS:

DB-1 - P3
DB-2 - P7
DB-2 - P8
DB-2 - P10
DB-2 - L7
DB-2 - L15
DB-4 - L6
DB-4 - P8
DB-4 - P9

PROVIDE THE FOLLOWING NEW CIRCUITS AS 20 AMP RCBO PROTECTED 2.5MM SINGLE PHASE TO SUPPLY THE NOMINATED OUTLETS:

DB-1 - P97
DB-4 - L22
DB-4 - L24

THE FOLLOWING PHILIPS DYNALITE CHANNELS ARE EXISTING TO BE MODIFIED / EXTENDED AS NECESSARY TO CONTROL THE NOMINATED SERVICES:

CHANNEL 131 - SWITCHED.

UTILISE THE FOLLOWING EXISTING SPARE PHILIPS DYNALITE CHANNELS TO CONTROL THE NOMINATED SERVICES:

CHANNEL 123 - DALI.
CHANNEL 236 - DALI.

PROVIDE THE FOLLOWING NEW PHILIPS DYNALITE CHANNELS TO CONTROL THE NOMINATED SERVICES:

CHANNEL 247 - SWITCHED.
CHANNEL 248 - SWITCHED.
CHANNEL 249 - SWITCHED.
CHANNEL 250 - SWITCHED.
CHANNEL 251 - SWITCHED.

