


1306SM ARCHITEKT SM



SPECIFICATIONS:

0.6 kg	CRI 82+ 3K and 4K	CRI 70+ 5K	Rot 355°	Tilt 180°	Class I	IP40	CE	Available	Oval Beam Available	5 Year warranty	Made in Australia
--------	----------------------	---------------	----------	-----------	---------	------	----	-----------	---------------------	--------------------	-------------------

CONSTRUCTION & DESIGN

- Surface mounted LED adjustable spotlight
- Constructed in aluminium alloy and finished in durable polyester powdercoat paint, heatsink always black
- Versatile, adjustable and flexible for accent lighting or wide-area illumination
- Fully adjustable design with 355° rotation and 180° tilt
- Clear tempered glass

OPTICAL & THERMAL PERFORMANCE

- Optics and efficient heatsink provides premium optical and thermal performance
- Efficient optical control in various beam angles with no harsh cut off and ultra low glare
- Compatible with an Oval Beam Lens (Datasheet Available upon Request)

ELECTRICAL SYSTEM

- Supplied standard with an integral leading and trailing edge mains dimmable driver
- Power factor > 0.9 with active power factor correction
- Input voltage 220-240V, 50/60 Hz




TECHNICAL PERFORMANCE

- 13W, 22W or 28W total system power consumption with overload and short circuit protection
- >65,000 hours lifespan (L70)
- Premium quality LED Module with high lumen output per watt
- Chromaticity tolerance (MacAdam step) - 2
- Available in 3K, 4K or 5K colour temperature with low colour shift over time

CODE ORDERING GUIDE:

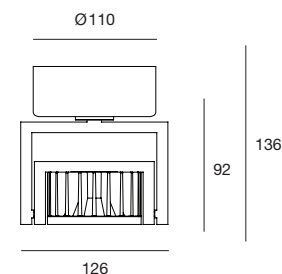
PRODUCT CODE - COLOUR CODE

Example: 1306SM-SP-3K-13W-01 or 1306SM-SP-3K-13W/R/DALI-01


SYSTEM POWER	COLOUR TEMP.	 24° SP	 36° FL	 55° VWFL	HOT LED LUMENS	LUMINAIRE LUMEN OUTPUT		
		PRODUCT CODE				SP	FL	VWFL
13W	3K	1306SM-SP-3K-13W	1306SM-FL-3K-13W	1306SM-VWFL-3K-13W	1519	1243	1222	1228
	4K	1306SM-SP-4K-13W	1306SM-FL-4K-13W	1306SM-VWFL-4K-13W	1607	1308	1286	1293
	5K	1306SM-SP-5K-13W	1306SM-FL-5K-13W	1306SM-VWFL-5K-13W	1568	1280	1258	1265
22W	3K	1306SM-SP-3K-22W	1306SM-FL-3K-22W	1306SM-VWFL-3K-22W	2414	1960	1936	1949
	4K	1306SM-SP-4K-22W	1306SM-FL-4K-22W	1306SM-VWFL-4K-22W	2584	2064	2038	2052
	5K	1306SM-SP-5K-22W	1306SM-FL-5K-22W	1306SM-VWFL-5K-22W	2520	2019	1994	2007
28W	3K	1306SM-SP-3K-28W	1306SM-FL-3K-28W	1306SM-VWFL-3K-28W	3213	2634	2628	2628
	4K	1306SM-SP-4K-28W	1306SM-FL-4K-28W	1306SM-VWFL-4K-28W	3380	2773	2766	2766
	5K	1306SM-SP-5K-28W	1306SM-FL-5K-28W	1306SM-VWFL-5K-28W	3310	2715	2709	2709

DIM CODE		13W	22W	28W
With circular surface mount base (Ø110x40mm)				
	Leading & Trailing edge	Std	Std	Std
With rectangular surface mount base (170x95x40mm)				
/R/DALI	Dali Dimming / Switch Dim	✓	✓	✓
/R/DSI	Digital Dimming	✓	✓	✓
/R/AD	Analogue Dimming 1-10V	✓	✓	✓
/R/DIM	Leading & Trailing edge	✓	✓	✓

COLOUR CODE		
-01		Satin White
-06		Matte Black
-10		Bright Silver



BLACK HEATSINK USED WITH WHITE AND SILVER MODELS



FLUSH MOUNT OPTION.
DATASHEET AVAILABLE UPON REQUEST

