



# ELECTRICAL DESIGN GROUP

ELECTRICAL BUILDING SERVICES CONSULTANTS

P.O. Box 15, SHERWOOD Q. 4075

Phone: (07) 3278 4375

Website: www.edg.net.au Email: brisbane@edg.net.au

C2957a - CLUB KAWANA - STAGE 1

C2957a-0001(D).xls

## ELECTRICAL SERVICES CONTRACT DOCUMENT SCHEDULE

REVISION D - 19 DECEMBER 2024

ISSUING INFORMATION				DATE OF ISSUE							
				DAY	05	30	11	19			
				MONTH	04	04	12	12			
				YEAR	24	24	24	24			
REASON FOR ISSUE					T	T	T	T			
A = APPROVAL				C = CONSTRUCTION				N = COORDINATION			
				P = PRELIMINARY				T = TENDER			

DISTRIBUTION				NUMBER OF COPIES							
WWW.EDG.NET.AU				1E	1E	1E	1E				
ROHRIG CONSTRUCTION				1E	1E	1E	1E				
P = PRINT				T = TRACING				D = DISC			
				E = EMAIL				F = FAX			

DOCUMENTS		REVISION									
C2957a-E01.dwg	LEGEND SCHEMATIC & DETAILS	A	B	C							
C2957a-E02.dwg	SITE PLAN	A	B	C							
C2957a-E03.dwg	DEMOLITION PLAN	A	B	C							
C2957a-E04.dwg	GROUND LEVEL FLOOR PLAN	A	B	C							
C2957a-E05.dwg	GROUND LEVEL REFLECTED CEILING PLAN	A	B	C							
C2957a-E06.dwg	NOTES	A	B	C	D						
C2957a-E07.dwg	NO LONGER REQUIRED	A		-							
C2957a-0001.xls	CONTRACT DOCUMENT SCHEDULE	A	B	C	D						
C2957a-0002.xls	EQUIPMENT SCHEDULE	A	B	C	D						



# ELECTRICAL DESIGN GROUP

ELECTRICAL BUILDING SERVICES CONSULTANTS

P.O. Box 15, SHERWOOD Q. 4075

Phone: (07) 3278 4375 Fax: (07) 3716 0222

Web Site: [www.edg.net.au](http://www.edg.net.au) Email: [brisbane@edg.net.au](mailto:brisbane@edg.net.au)

C2957a - CLUB KAWANA - STAGE 1 ELECTRICAL EQUIPMENT SCHEDULE REVISION D - 19 DECEMBER 2024					C2957a-0002(D).xls
THE LIGHT FITTING SUPPLIER CONTACT DETAILS MAY BE AVAILABLE ON THE EDG WEBSITE VIA THE FOLLOWING LINK <a href="http://www.edg.net.au/Links/Lighting.htm">www.edg.net.au/Links/Lighting.htm</a>					
TYPE	LAMPS	DESCRIPTION	COLOUR / ACCESSORY	CATALOGUE No	REV
L1		NO LONGER REQUIRED			C
L2		NO LONGER REQUIRED			C
L3		NO LONGER REQUIRED			C
L4	40W 4000K LED	1200 X 300 SURFACE MOUNTED FLAT PLATE LED FITTING C/W REMOTE DRIVER.	WHITE TRIM	EQUAL TO ATOM LED PANEL 12197	C
L5	LED 4000K	1200 LONG SURFACE MOUNTED IP65 DIFFUSED BATTEN C/W INTEGRAL ELECTRONIC CONTROL GEAR	LIGHT GREY	EQUAL TO EKTOR UMBERA LED BATTEN	A
L6	LED 4000K	1200 LONG SURFACE MOUNTED IP65 DIFFUSED BATTEN C/W INTEGRAL ELECTRONIC CONTROL GEAR AND PRESENCE DETECTION SENSOR	LIGHT GREY	EQUAL TO EKTOR UMBERA LED BATTEN	A
L7	LED 4000K	1200 LONG SURFACE MOUNTED HORIZONTALLY IP65 DIFFUSED BATTEN C/W INTEGRAL ELECTRONIC CONTROL GEAR AND LIGHT LEVEL PE SENSOR	LIGHT GREY	EQUAL TO EKTOR UMBERA LED BATTEN	A
L8	LED 4000K	600 LONG SURFACE MOUNTED IP65 DIFFUSED BATTEN C/W INTEGRAL ELECTRONIC CONTROL GEAR	LIGHT GREY	EQUAL TO EKTOR UMBERA LED BATTEN	A
L9	3000K LED	DECORATIVE DALI DIMMABLE WALL LIGHT ALLOW TO INSTALL ALLOW A PC SUM OF \$500.00 FOR THE SUPPLY OF EACH L9 FITTING			A
L10	8W 3000K LED	AMENITY RECESSED DOWNLIGHT C/W REMOTE DALI DRIVER	WHITE	EQUAL TO EKTOR ALTE 13W 38 DEG BEAM WRMBAAD1249030C3	A
L11	3000K LED	REAR SERVERY RECESSED DOWNLIGHT C/W REMOTE DALI DIMMABLE DRIVER	WHITE	EQUAL TO GAMMA ILLUMINATION COBALT 1402-3K-22W	A
L12	3000K LED	SERVERY COUNTER RECESSED DOWNLIGHT C/W REMOTE DALI DIMMABLE DRIVER	WHITE	EQUAL TO GAMMA ILLUMINATION COBALT 1402-3K-22W	A
L13	3000K LED	DECORATIVE DALI DIMMABLE PENDANT ALLOW TO INSTALL ALLOW A PC SUM OF \$500.00 FOR THE SUPPLY OF EACH L13 FITTING			A



# ELECTRICAL DESIGN GROUP

ELECTRICAL BUILDING SERVICES CONSULTANTS

P.O. Box 15, SHERWOOD Q. 4075

Phone: (07) 3278 4375 Fax: (07) 3716 0222

Web Site: [www.edg.net.au](http://www.edg.net.au) Email: [brisbane@edg.net.au](mailto:brisbane@edg.net.au)

C2957a - CLUB KAWANA - STAGE 1					C2957a-0002(D).xls
ELECTRICAL EQUIPMENT SCHEDULE					
REVISION D - 19 DECEMBER 2024					
THE LIGHT FITTING SUPPLIER CONTACT DETAILS MAY BE AVAILABLE ON THE EDG WEBSITE VIA THE FOLLOWING LINK <a href="http://www.edg.net.au/Links/Lighting.htm">www.edg.net.au/Links/Lighting.htm</a>					
TYPE	LAMPS	DESCRIPTION	COLOUR / ACCESSORY	CATALOGUE No	REV
L14	3000K LED	DINING CIRCULATION RECESSED DOWNLIGHT C/W REMOTE DALI DIMMABLE DRIVER	WHITE	EQUAL TO GAMMA ILLUMINATION COBALT 1402-3K-22W	A
L15	NO LONGER REQUIRED				C
L16	NO LONGER REQUIRED				C
E1	LED	EMERGENCY LIGHT: RECESSED NON-MAINTAINED EMERGENCY LIGHT. AS2293 CLASSIFICATION C0-D63 - C90-D63.	WHITE	EKTOR LED FIRE ADVANCED EM WHITE 0169	A
EX BOH	LED	BACK OF HOUSE EXIT LIGHT: MAINTAINED 24M VIEWING DISTANCE EXIT LIGHT C/W DIFFUSERS & DIRECTIONAL ARROWS AS SHOWN. CEILING OR WALL MOUNT BETWEEN 2100mm & 2700mm AFFL IF THERE IS NO VERTICAL SURFACE TO MOUNT THE FITTING ON WITHIN THIS RANGE CONFIRM THE MOUNTING HEIGHT WITH THE ENGINEER. AS2293 CLASSIFICATION C0-D1.25- C90-D2	WHITE	EKTOR MERCURY CORE EXIT 11258	A
EX FOH	LED	FRONT OF HOUSE EXIT LIGHT: MAINTAINED 24M VIEWING DISTANCE EXIT LIGHT C/W DIFFUSERS & DIRECTIONAL ARROWS AS SHOWN. CEILING SURFACE MOUNT OR WALL MOUNT BETWEEN 2100mm & 2700mm AFFL IF THERE IS NO VERTICAL SURFACE TO MOUNT THE FITTING ON WITHIN THIS RANGE CONFIRM THE MOUNTING HEIGHT WITH THE ENGINEER.	WHITE	EKTOR RAZOR SM CORE	A
EMERGENCY PACK		LIGHT FITTINGS THAT ARE DESIGNATED AS BEING PROVIDED WITH AN EMERGENCY PACK ARE TO BE PROVIDED WITH AN INTEGRAL AS2293 EMERGENCY PACK. THE FITTINGS ARE TO BE NON MAINTAINED WITH ALL LAMPS SWITCHED AS PER THE LIGHTING CONTROL FOR THAT SPACE UNLESS NOTED OTHERWISE. REFER TO THE SPECIFICATION FOR FURTHER DETAILS OF THE CONFIGURATION AND SWITCHING OF EMERGENCY LIGHTS.			A
PROXIMITY DETECTOR SWITCH (PD)		ADJUSTABLE FLUSH RECESSED 360 DEGREE TRIPLE PYRO PIR PRESENCE DETECTOR TO OPERATE THE ASSOCIATED LIGHTS FOR A PRE-SET AMOUNT OF TIME. ADJUST THE TIME AND SENSITIVITY ON SITE AS DIRECTED BY THE ENGINEER.	WHITE	CLIPSAL. SELECTION BY THE CONTRACTOR. SUBMIT DETAILS OF THE PROXIMITY DETECTOR SWITCH FOR APPROVAL PRIOR TO ORDERING	A
ONE-WAY LIGHT SWITCH		ONE-WAY LIGHT SWITCH C/W CIRCUIT IDENTIFICATION ON THE FACEPLATE BEHIND THE SURROUND MOUNTED AT 1000mm AFFL UNLESS NOTED OTHERWISE.	WHITE	CLIPSAL C2000 SERIES 30USM	A
TWO-WAY LIGHT SWITCH		TWO -WAY LIGHT SWITCH C/W CIRCUIT IDENTIFICATION ON THE FACEPLATE BEHIND THE SURROUND MOUNTED AT 1000mm AFFL UNLESS NOTED OTHERWISE.	WHITE	CLIPSAL C2000 SERIES 30USM	A



# ELECTRICAL DESIGN GROUP

ELECTRICAL BUILDING SERVICES CONSULTANTS

P.O. Box 15, SHERWOOD Q. 4075

Phone: (07) 3278 4375 Fax: (07) 3716 0222

Web Site: [www.edg.net.au](http://www.edg.net.au) Email: [brisbane@edg.net.au](mailto:brisbane@edg.net.au)

C2957a - CLUB KAWANA - STAGE 1					C2957a-0002(D).xls
ELECTRICAL EQUIPMENT SCHEDULE					
REVISION D - 19 DECEMBER 2024					
THE LIGHT FITTING SUPPLIER CONTACT DETAILS MAY BE AVAILABLE ON THE EDG WEBSITE VIA THE FOLLOWING LINK <a href="http://www.edg.net.au/Links/Lighting.htm">www.edg.net.au/Links/Lighting.htm</a>					
TYPE	LAMPS	DESCRIPTION	COLOUR / ACCESSORY	CATALOGUE No	REV
LIGHTING CONTROL SWITCH PANEL (SP)		MULTI GANGE LIGHT SWITCH CONTAINING THE DALI DIMMING CONTROL MOUNTED AT 1000mm AFFL UNLESS NOTED OTHERWISE.			A
HAND DRYER CONNECTION (HD)		SINGLE POWER OUTLET C/W CIRCUIT IDENTIFICATION ON THE FACEPLATE BEHIND THE SURROUND FOR THE HAND DRYER MOUNT THE GPO AS PER THE ARCHITECTURAL DETAIL	WHITE UNLESS NOTED AS BLACK (BK)	CLIPSAL C2000 SERIES	A
SINGLE POWER OUTLET		SINGLE POWER OUTLET C/W CIRCUIT IDENTIFICATION ON THE FACEPLATE BEHIND THE SURROUND MOUNT AT 300mm AFFL U.N.O. RATING 10A U.N.O.	WHITE UNLESS NOTED AS BLACK (BK)	CLIPSAL C2000 SERIES	A
SINGLE 10A POWER OUTLET SUSPENDED (SUS)		SINGLE 10A POWER OUTLET SUSPENDED TO 1600 AFFL UNLESS NOTED OTHERWISE VIA A 3MM STAINLESS STEEL WIRE ROPE.	WHITE	CLIPSAL "56 SERIES" 56SPO310	B
DOUBLE POWER OUTLET		DOUBLE POWER OUTLET C/W CIRCUIT IDENTIFICATION ON THE FACEPLATE BEHIND THE SURROUND MOUNT AT 300mm AFFL U.N.O. RATING 10A U.N.O.	WHITE UNLESS NOTED AS BLACK (BK)	CLIPSAL C2000 SERIES	A
IP56 DOUBLE POWER OUTLET		DOUBLE POWER OUTLET IP56 MOUNT AT 300mm AFFL U.N.O. RATING 10A U.N.O.	GREY	CLIPSAL 56 SERIES	B
DOUBLE POWER OUTLET (USB)		DOUBLE POWER OUTLET C/W USB CHARGER AND CIRCUIT IDENTIFICATION ON THE FACEPLATE BEHIND THE SURROUND MOUNT AT 300mm AFFL U.N.O. RATING 10A U.N.O.	WHITE UNLESS NOTED AS BLACK (BK)	CLIPSAL 2000 SERIES + 30USBCM MECH	A
WEATHERPROOF POWER OUTLET (WP)		IP54 WEATHERPROOF SINGLE / DOUBLE POWER OUTLET AS NOTED ON DRAWING C/W COVER FLAP OVER SOCKET. MOUNT AT MINIMUM 1100mm AFFL U.N.O. RATING 10A U.N.O.	-	CLIPSAL WSCF227F	A
20A WEATHERPROOF POWER OUTLET (WP 20A)		IP66 WEATHERPROOF 20A SINGLE POWER OUTLET. MOUNT AT MINIMUM 1100mm AFFL U.N.O. RATING 20A U.N.O.	-	CLIPSAL WSF226/20	A
SPECIAL PURPOSE OUTLET		SPECIAL PURPOSE OUTLET TYPE AS NOTED. MOUNT AT 1350mm AFFL U.N.O. RATING 20A U.N.O. CONNECT TO EQUIPMENT VIA FLEXIBLE CONDUIT.			A
SINGLE-PHASE ISOLATOR		SINGLE-PHASE WEATHERPROOF ISOLATOR. MOUNT AT 1350mm AFFL U.N.O. RATING 20A U.N.O. CONNECT TO EQUIPMENT VIA FLEXIBLE CONDUIT.	-	CLIPSAL WHT20	A
THREE-PHASE ISOLATOR		THREE-PHASE WEATHERPROOF ISOLATOR. MOUNT AT 1350mm AFFL U.N.O. RATING 20A U.N.O. CONNECT TO EQUIPMENT VIA FLEXIBLE CONDUIT.	-	CLIPSAL WHT35	A
DB-K		REMOVE THE EXISTING KITCHEN DISTRIBUTION BOARDS AND REPLACE IT WITH A NEW DISTRIBUTION BOARD DB-K. RESUPPLY ALL OF THE EXISTING CIRCUITS SUPPLIED FROM THE ORIGINAL KITCHEN DISTRIBUTION BOARD THAT REMAIN FROM THE NEW DB-K WITH NEW SWITCHGEAR AND CONTROLS THAT MATCH THE EXISTING IN CAPACITY AND FUNCTION.			A



# ELECTRICAL DESIGN GROUP


ELECTRICAL BUILDING SERVICES CONSULTANTS

P.O. Box 15, SHERWOOD Q. 4075

Phone: (07) 3278 4375 Fax: (07) 3716 0222

Web Site: [www.edg.net.au](http://www.edg.net.au) Email: [brisbane@edg.net.au](mailto:brisbane@edg.net.au)

C2957a - CLUB KAWANA - STAGE 1 ELECTRICAL EQUIPMENT SCHEDULE REVISION D - 19 DECEMBER 2024					C2957a-0002(D).xls
THE LIGHT FITTING SUPPLIER CONTACT DETAILS MAY BE AVAILABLE ON THE EDG WEBSITE VIA THE FOLLOWING LINK <a href="http://www.edg.net.au/Links/Lighting.htm">www.edg.net.au/Links/Lighting.htm</a>					
TYPE	LAMPS	DESCRIPTION	COLOUR / ACCESSORY	CATALOGUE No	REV
DB-1		EXISTING DISTRIBUTION BOARD DB-1 TO BE MODIFIED AS REQUIRED TO ACCOMMODATE THE WORKS.. ANY SWITCHGEAR MADE REDUNDANT BY THE WORKS IS TO BE REMOVED. UPDATE THE SCHEDULE PRIOR TO PRACTICAL COMPLETION.			A
DB-2		EXISTING DISTRIBUTION BOARD DB-2 TO BE MODIFIED AS REQUIRED TO ACCOMMODATE THE WORKS.. ANY SWITCHGEAR MADE REDUNDANT BY THE WORKS IS TO BE REMOVED. UPDATE THE SCHEDULE PRIOR TO PRACTICAL COMPLETION.			A
MSB		PROVIDE A NEW MAIN SWITCHBOARD AND ARRANGE FOR THE INCREASED ENERGEX SUPPLY AND RETAIL METERS TO BE PROVIDED.			A
MSB TRENCH (PIT 1)		PROVIDE A REINFORCED MASONRY INSITU PIT / TRENCH BELOW MSB FOR THE FULL LENGTH OF THE MSB AS PER THE MSB SECTION DETAIL. THE TRENCH IS TO RISE UP BEHIND THE MSB AND WRAP AROUND THE ENDS OF THE MSB. PROVIDE AS PART OF THE ELECTRICAL WORKS THE SWITCHBOARD AND LID SUPPORT SYSTEM AND THE TRENCH LIDS. PROVIDE THE TRENCH LIDS AND STRUCTURAL SUPPORT SYSTEM AS HOT DIPPED GALVANISED STEEL. PROVIDE THE TRENCH LIDS WITH LIFTING HOLES CHECKER PLATE R10 ANTI SLIP PATTERNING WITH EACH PART NO HEAVIER THAN 20 kg. FIX THE LIDS IN PLACE SUCH THAT A TOOL IS REQUIRED TO REMOVE THEM. PROVIDE THE TRENCH WITH AN AUTOMATIC SUMP PUMP TO DRAIN TO THE STORMWATER SYSTEM. PROVIDE CABLE SUPPORTS WITHIN THE TRENCH TO ENSURE THAT THERE ARE NO CABLES WITHIN 50MM OF THE TRENCH FLOOR.			A
MDB		RENAME THE EXISTING MAIN SWITCHBOARD AS MDB, AND PROVIDE IT WITH A NEW SUPPLY FROM THE NEW MSB. THE EXISTING CONSUMERS MAINS, RETAIL METERING, MEN LINK, EARTH STAKE AND SUPPLY TO DB-K ARE TO BE REMOVED ALONG WITH ANY ASSOCIATED LABELLING UPDATED.			A
MSSB		MECHANICAL SERVICES SWITCHBOARD PROVIDED BY THE MECHANICAL SUB CONTRACTOR. COORDINATE THE SUBMAIN CONNECTION FROM DB-K WITH THE MECHANICAL SUB CONTRACTOR ON SITE.			A
DB-REF		REFRIGERATION SERVICES SWITCHBOARD PROVIDED BY THE REFRIGERATION SUB CONTRACTOR. COORDINATE THE SUBMAIN CONNECTION FROM DB-K WITH THE REFRIGERATION SUB CONTRACTOR ON SITE.			A
RETAIL METER (M1)		QUEENSLAND ELECTRICITY CONNECTION MANUAL V4 (QECM) AND THE NATIONAL ELECTRICITY METERING STANDARDS (NEM) COMPLIANT RETAIL METER INCLUDING ALL NECESSARY COMPONENTS.			A
LOGGING MULTIFUNCTION METER (M2)		PROVIDE A MULTIFUNCTION METER THAT LOGS THE FOLLOWING ACROSS EACH PHASE, DEMANDS , VOLTAGES, POWER FACTORS, AND HARMONICS.			A
DB -K RISER		PROVIDE A SPARE 300 WIDE CABLE RISER IN ADDITION TO THAT REQUIRED FOR THE WORKS FROM THE UNDERGROUND CONDUITS FROM THE MSB TRENCH UP BESIDE DB-K TO THE CEILING SPACE INTERNALLY.			A
COMMUNICATIONS RACK (CR-1)		NO LONGER REQUIRED			D
COMMUNICATIONS RACK (CR-2)		NO LONGER REQUIRED			D



# ELECTRICAL DESIGN GROUP

ELECTRICAL BUILDING SERVICES CONSULTANTS







































P.O. Box 15, SHERWOOD Q. 4075

Phone: (07) 3278 4375 Fax: (07) 3716 0222


















Web Site: [www.edg.net.au](http://www.edg.net.au) Email: [brisbane@edg.net.au](mailto:brisbane@edg.net.au)

C2957a - CLUB KAWANA - STAGE 1					C2957a-0002(D).xls
ELECTRICAL EQUIPMENT SCHEDULE					
REVISION D - 19 DECEMBER 2024					
THE LIGHT FITTING SUPPLIER CONTACT DETAILS MAY BE AVAILABLE ON THE EDG WEBSITE VIA THE FOLLOWING LINK <a href="http://www.edg.net.au/Links/Lighting.htm">www.edg.net.au/Links/Lighting.htm</a>					
TYPE	LAMPS	DESCRIPTION	COLOUR / ACCESSORY	CATALOGUE No	REV
COMMUNICATIONS RACK (CR-3)		NO LONGER REQUIRED			D
COMMUNICATIONS OUTLET		RJ45 CAT-6 COMMUNICATIONS OUTLET, CABLED BACK TO NEW CAT 6 PATCH PANELS IN THE EXISTING MEZZANINE OFFICE COMMUNICATIONS RACK VIA 4-PAIR CAT-6 UTP CABLE. MOUNT UP TO 3 RJ45 OUTLETS PER MULTI-GANG FACEPLATE WITH SEPARATE PERMANENT LABELLING FOR EACH OUTLET. MOUNT AT 300 AFFL. UNLESS NOTED OTHERWISE	WHITE UNLESS NOTED AS BLACK (BK)	CLIPSAL C2000 SERIES	D

LEGEND

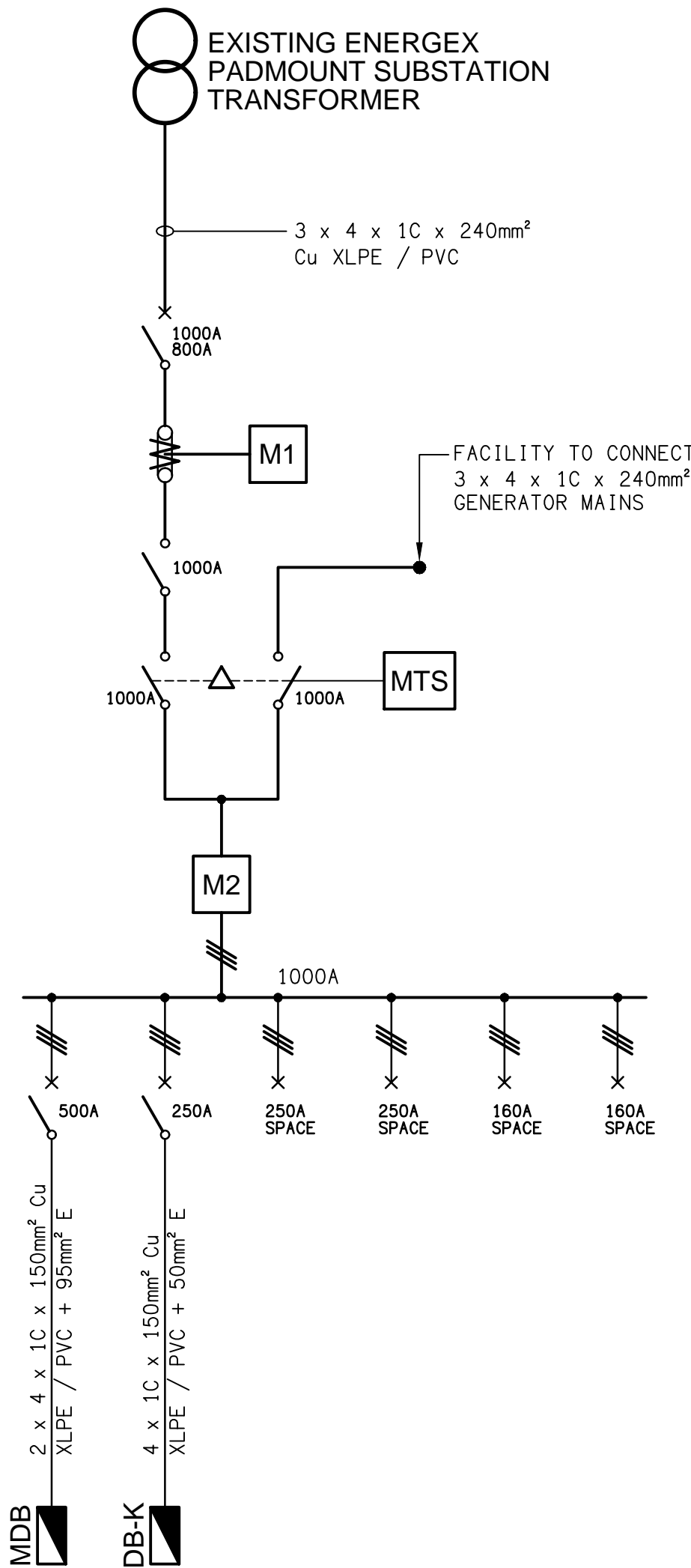
-  ELECTRICAL SERVICES SWITCHBOARD.
-  SWITCHBOARD / CONTROL PANEL NOT PROVIDED AS PART OF THE ELECTRICAL SUBCONTRACT.
-  SINGLE POWER OUTLET.
-  DOUBLE POWER OUTLET.
-  DOUBLE POWER OUTLET C/W INTEGRAL USB-A AND USB-C CHARGING POINTS, MOUNTED ABOVE BENCH.
-  SPECIAL PURPOSE POWER OUTLET.
-  SIGNAGE CONNECTION.
-  SINGLE PHASE ISOLATOR.
-  THREE PHASE ISOLATOR.
-  CONDUIT ROUTE.
-  ELECTRICAL SERVICES PIT, TYPE AS NOTED.
-  HAND DRYER CONNECTION.
-  ONE-WAY LIGHT SWITCH.
-  TWO-WAY LIGHT SWITCH.
-  LIGHTING PRESENCE DETECTOR.
-  DALI LIGHTING CONTROL SWITCH PANEL.
-  CIRCUIT LINE.
-  SWITCH LINE.
-  POWER CIRCUIT DESIGNATION. DENOTES DB AND CIRCUIT.
-  DALI LIGHTING CONTROL CHANNEL REFERENCE.
-  ELECTRICAL EQUIPMENT AS NOTED.
-  RJ45 COMMUNICATIONS OUTLET.
-  FIRE INDICATOR PANEL.
-  FUSE.
-  SINGLE PHASE.
-  THREE PHASE.
-  CURRENT TRANSFORMER C/W REMOVABLE LINK.
-  FUSE LINK.
-  COMBINED FUSE SWITCH.
-  CIRCUIT BREAKER.
-  ISOLATOR.
-  RESIDUAL CURRENT DEVICE.
-  CONTACTOR – NORMALLY OPEN.
-  CONTACTOR – NORMALLY CLOSED.
-  NEM COMPLIANT RETAIL METER.
-  LOGGING MULTI-FUNCTION METER.
-  MANUAL TRANSFER SWITCH.
-  REFER TO DETAIL NOTED FOR THE AREA SHOWN HATCHED. ADDITIONAL OUTLETS & FITTINGS MAY BE SHOWN ON DETAIL.

LEGEND

-  E1: GENERAL LED EMERGENCY LIGHT.
-  EX: EMERGENCY LED EXIT LIGHT.
-  Lx: LIGHT FITTING C/W NON-MAINTAINED EMERGENCY BATTERY PACK. TYPE AS NOTED.
-  L1: NO LONGER REQUIRED.
-  L2: NO LONGER REQUIRED.
-  L3: NO LONGER REQUIRED.
-  L4: 300 x 1200 LED SURFACE MOUNTED FLAT PANEL LIGHT.
-  L5: 1200 LONG LED SURFACE BATTEN.
-  L6: 1200 LONG LED BATTEN C/W INTEGRAL SENSOR.
-  L7: 1200 LONG IP65 WALL MOUNTED HORIZONTALLY LED BATTEN.
-  L8: 600 LONG LED SURFACE BATTEN.
-  L9: DECORATIVE WALL MOUNTED MIRROR LIGHT.
-  L10: RECESSED DALI DIMMABLE DOWNLIGHT.
-  L11: RECESSED DALI DIMMABLE DOWNLIGHT.
-  L12: RECESSED DALI DIMMABLE DOWNLIGHT.
-  L13: DECORATIVE PENDANT.
-  L14: RECESSED DALI DIMMABLE DOWNLIGHT.

NOTE

ALL ELECTRICAL PENETRATIONS THROUGH THE ROOF SHEETING ARE TO BE IN LINE WITH THE STRUCTURAL OR MECHANICAL SERVICES PENETRATIONS TO AVOID DEDICATED FLASHINGS FOR THE ELECTRICAL SERVICES.



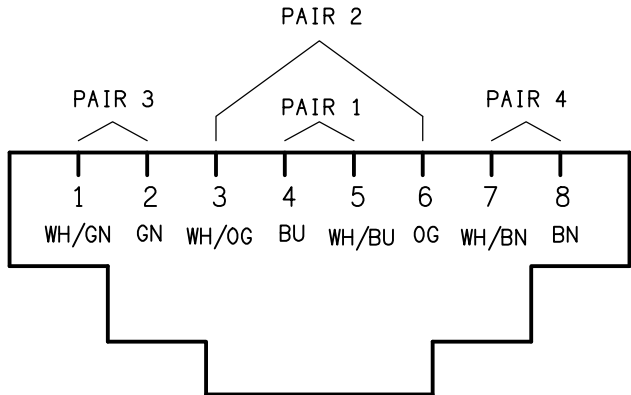
SCHEMATIC

POWER CONFIGURATION

SCALE 1: 100

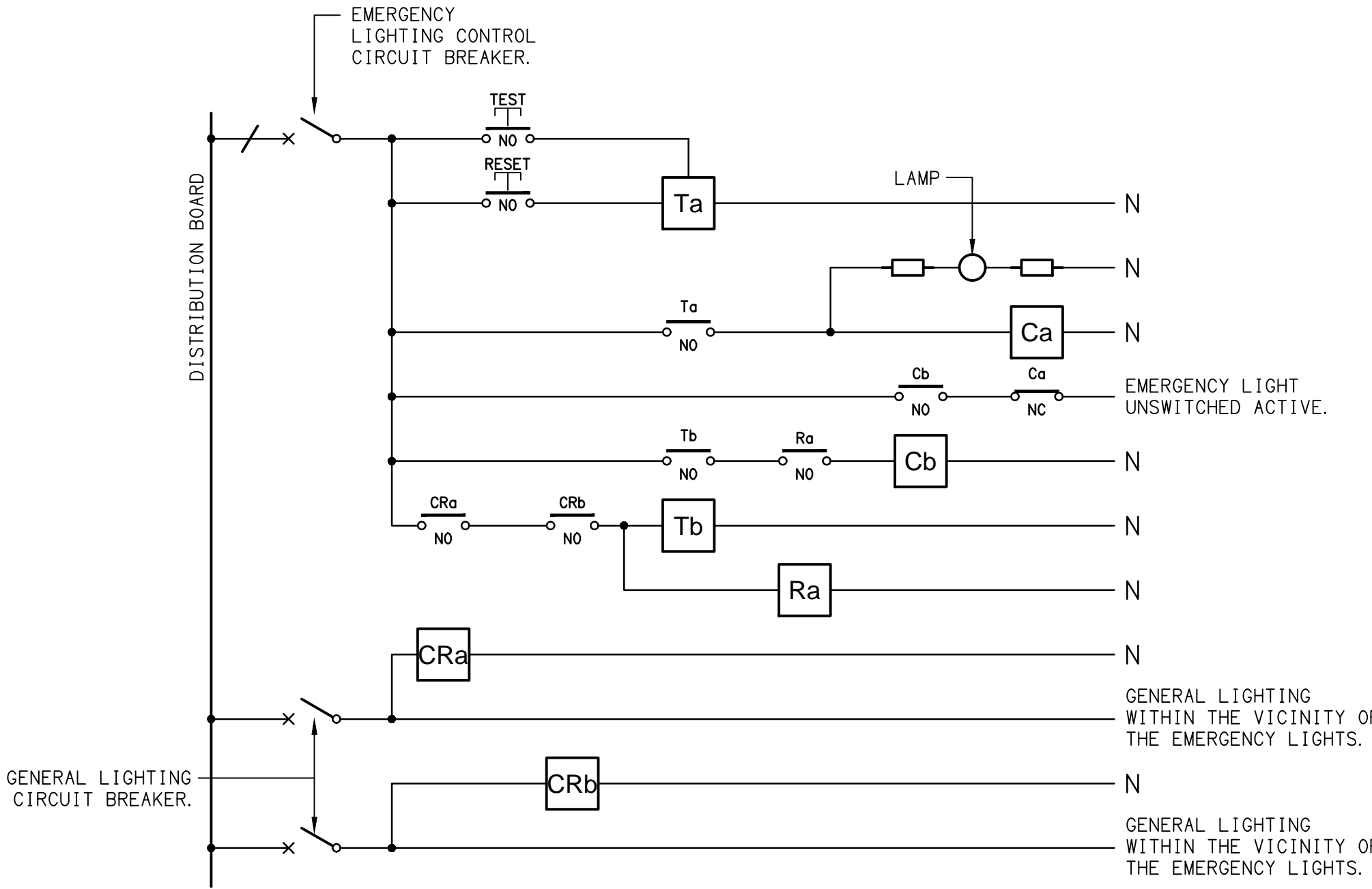
EQUIPMENT:

- TEST – TEST PUSH BUTTON MOUNTED ON THE DISTRIBUTION BOARD ESCUTCHEON.
- RESET – RESET PUSH BUTTON MOUNTED ON THE DISTRIBUTION BOARD ESCUTCHEON.
- LAMP – AMBER TEST INDICATING LAMP MOUNTED ON THE DISTRIBUTION BOARD ESCUTCHEON.
- Ta – ADJUSTABLE 0-3 HOUR TIMED RELAY.
- Tb – 15 MINUTE RUN-ON TIMER TO OPERATE UPON THE RETURN OF MAINS POWER.
- Cx – CONTACTOR x.
- CRx – CONTROL RELAY x.
- Rx – RELAY x.



SCHEMATIC

RJ45 PINOUT CONFIGURATION  
NOT TO SCALE



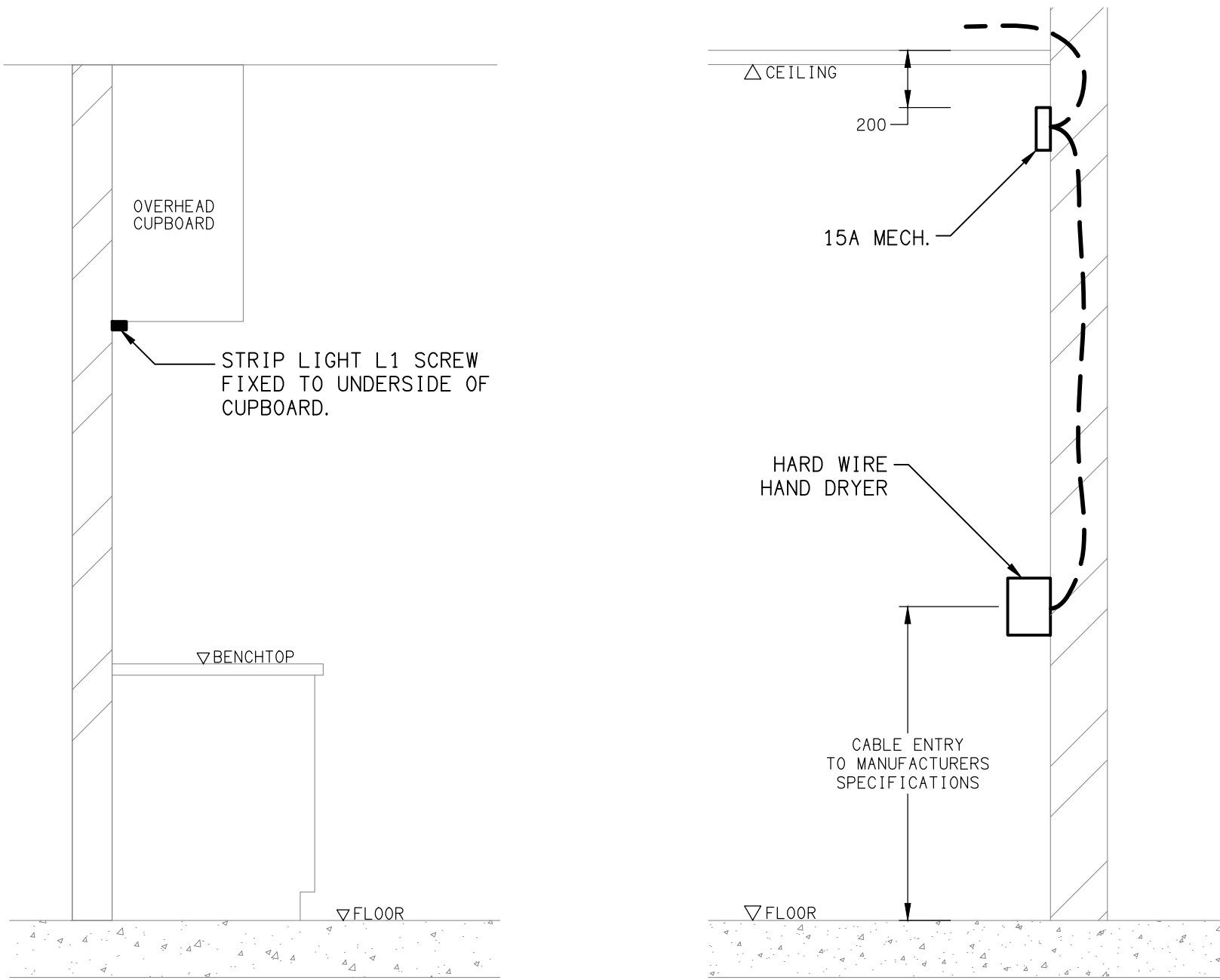
NOTES

- THE EMERGENCY LIGHT UNSWITCHED ACTIVE / GENERAL LIGHTING SWITCHED ACTIVE CIRCUIT ARRANGEMENT AND CONTROL IS TYPICAL FOR ALL CIRCUITS SUPPLYING EMERGENCY LIGHTS.
- PROVIDE ADDITIONAL CONTROL RELAYS (CRx) CONFIGURED AS PER CRa AND CRb FOR ALL ADDITIONAL LIGHTING CIRCUITS THAT SUPPLY LIGHTS IN THE VICINITY OF THE EMERGENCY LIGHTS.

SCHEMATIC

EMERGENCY LIGHTING

NOT TO SCALE



DETAIL

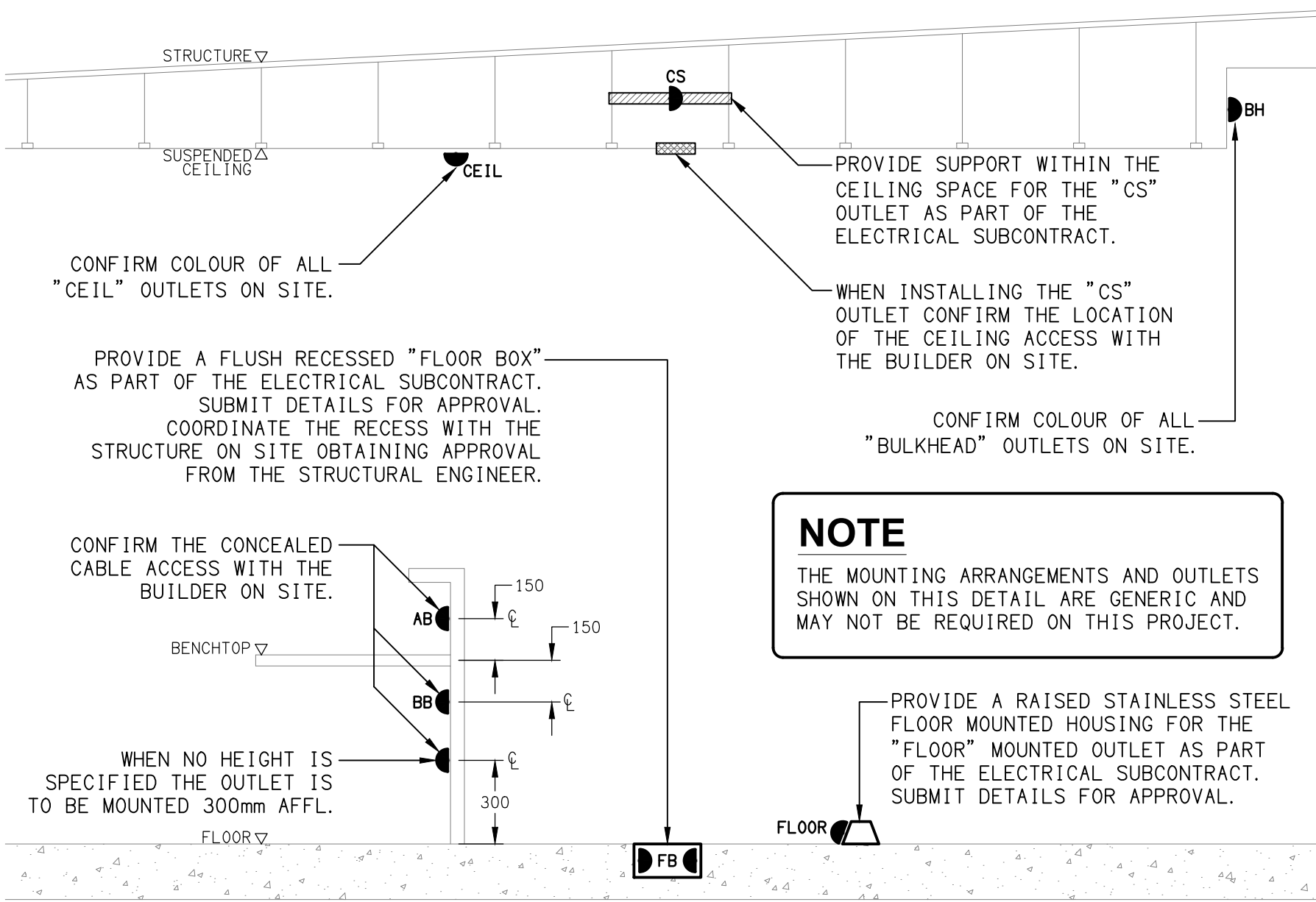
"L1" TYPE STRIP LIGHT MOUNTING

NOT TO SCALE

DETAIL

HAND DRYER CONNECTION

NOT TO SCALE



DETAIL

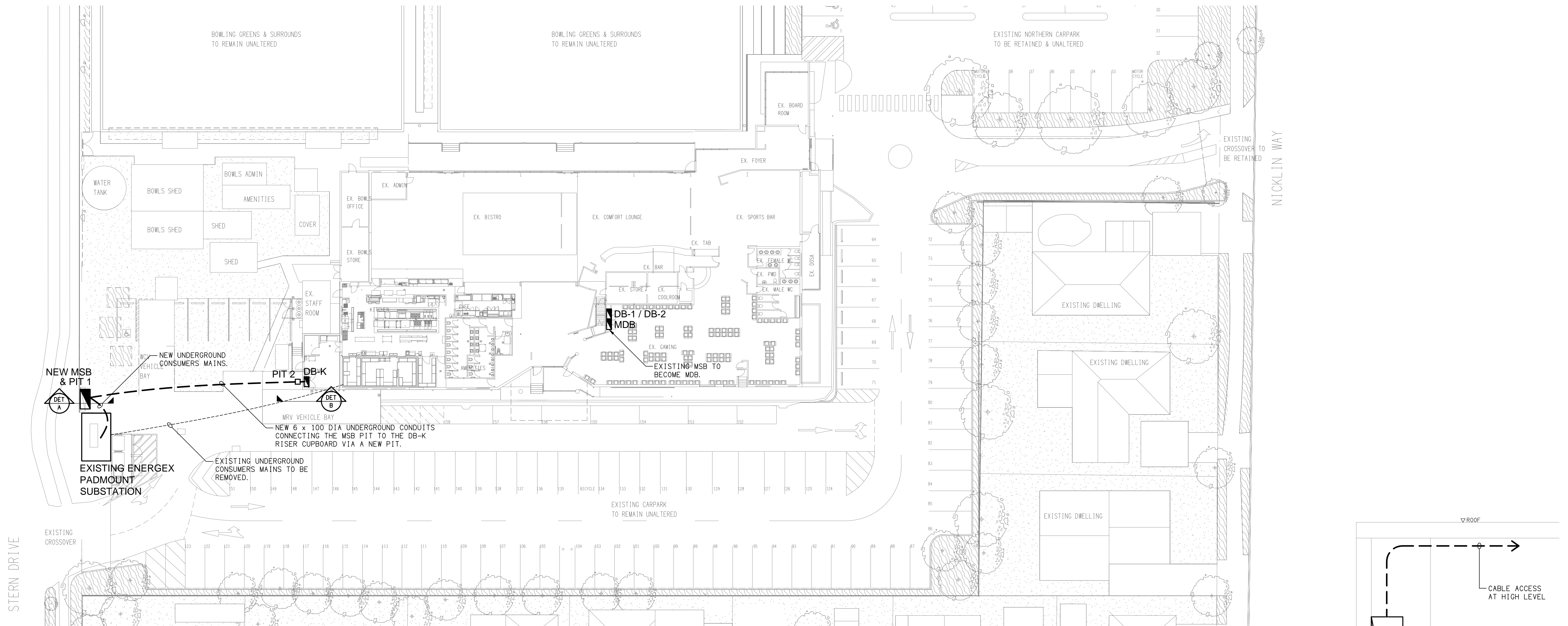
TYPICAL OUTLET MOUNTINGS

NOT TO SCALE

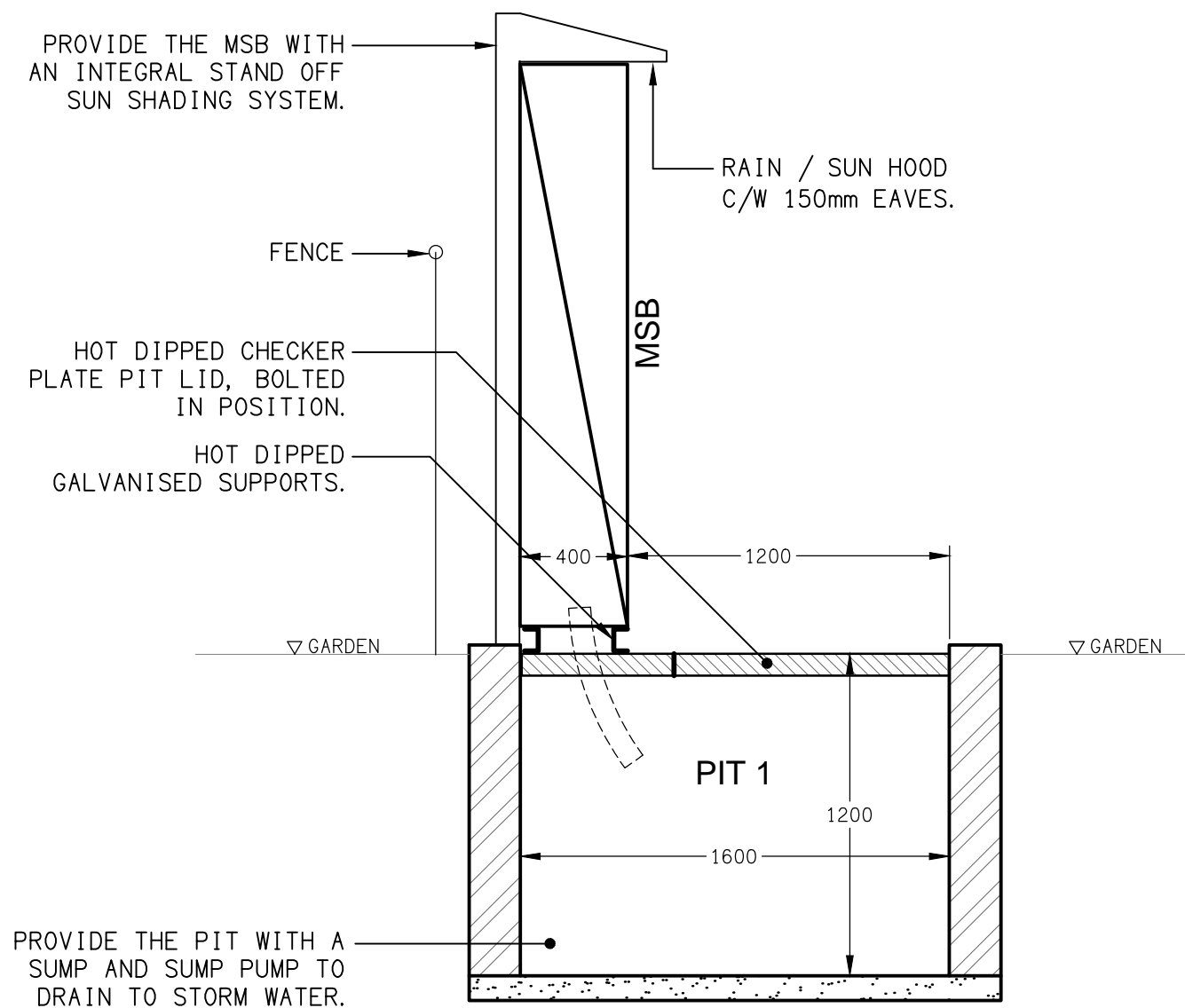
NOTE

THE MOUNTING ARRANGEMENTS AND OUTLETS SHOWN ON THIS DETAIL ARE GENERIC AND MAY NOT BE REQUIRED ON THIS PROJECT.

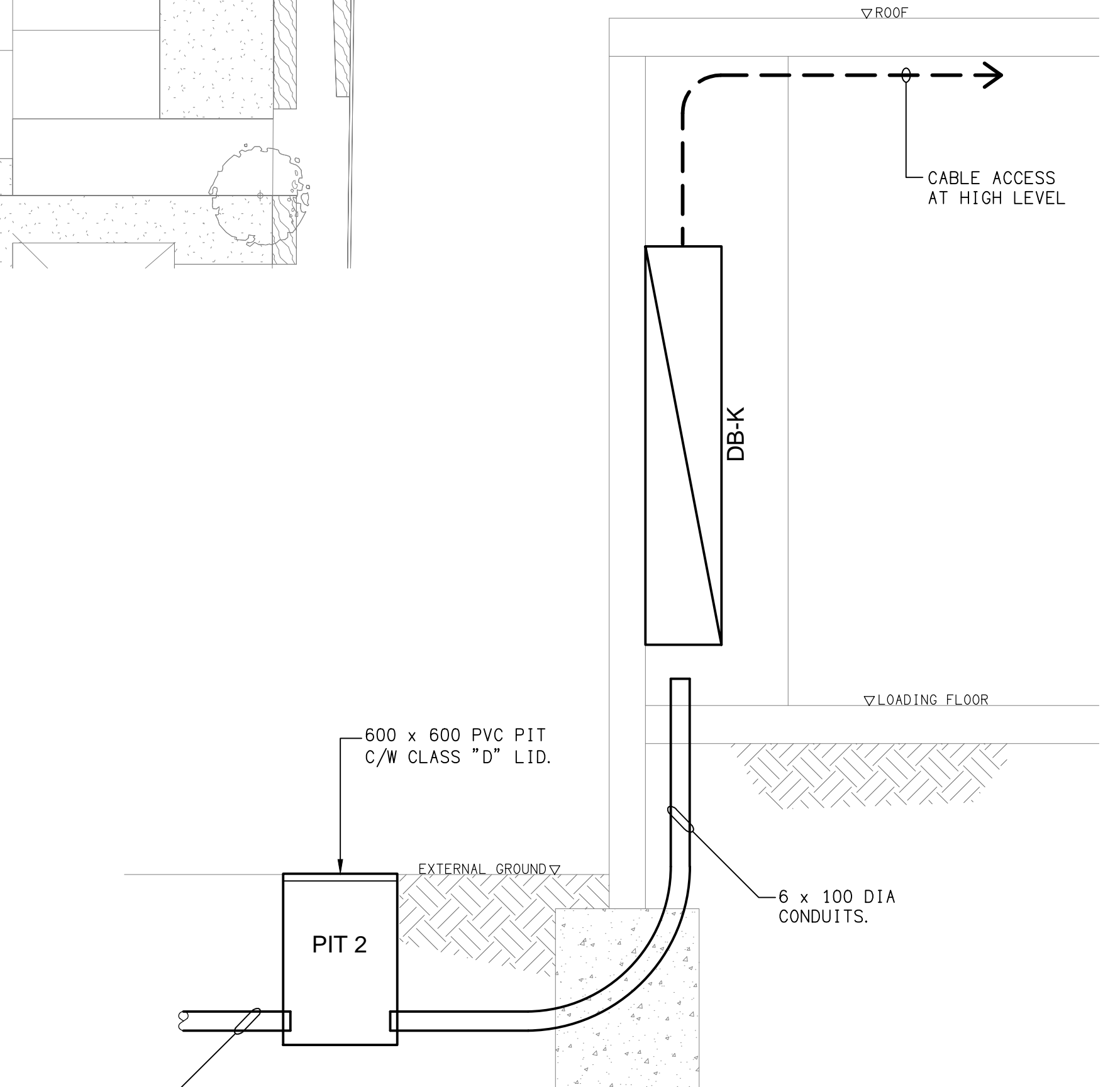




**SITE PLAN**  
CLUB KAWANA STAGE 1  
SCALE 1: 250

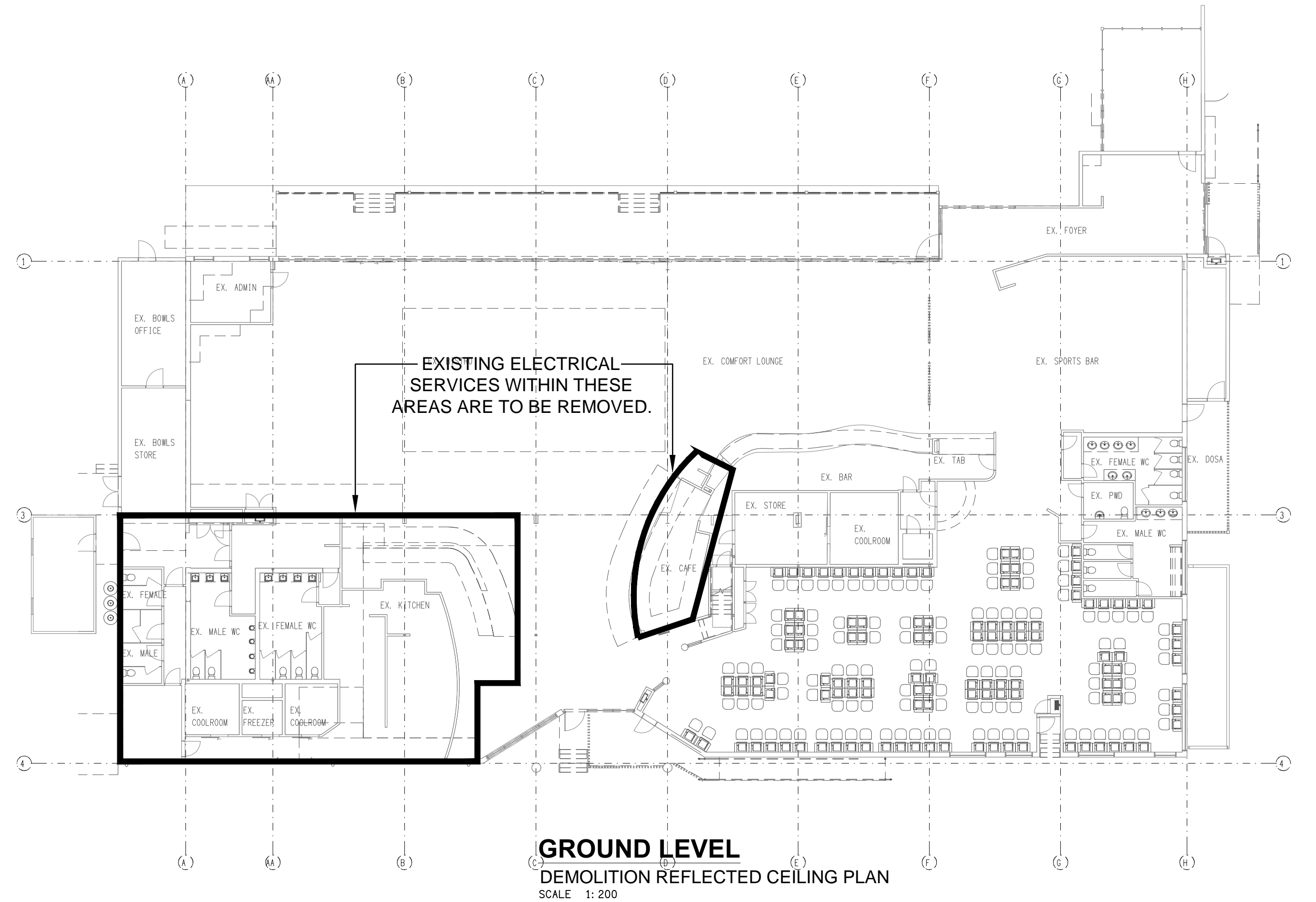
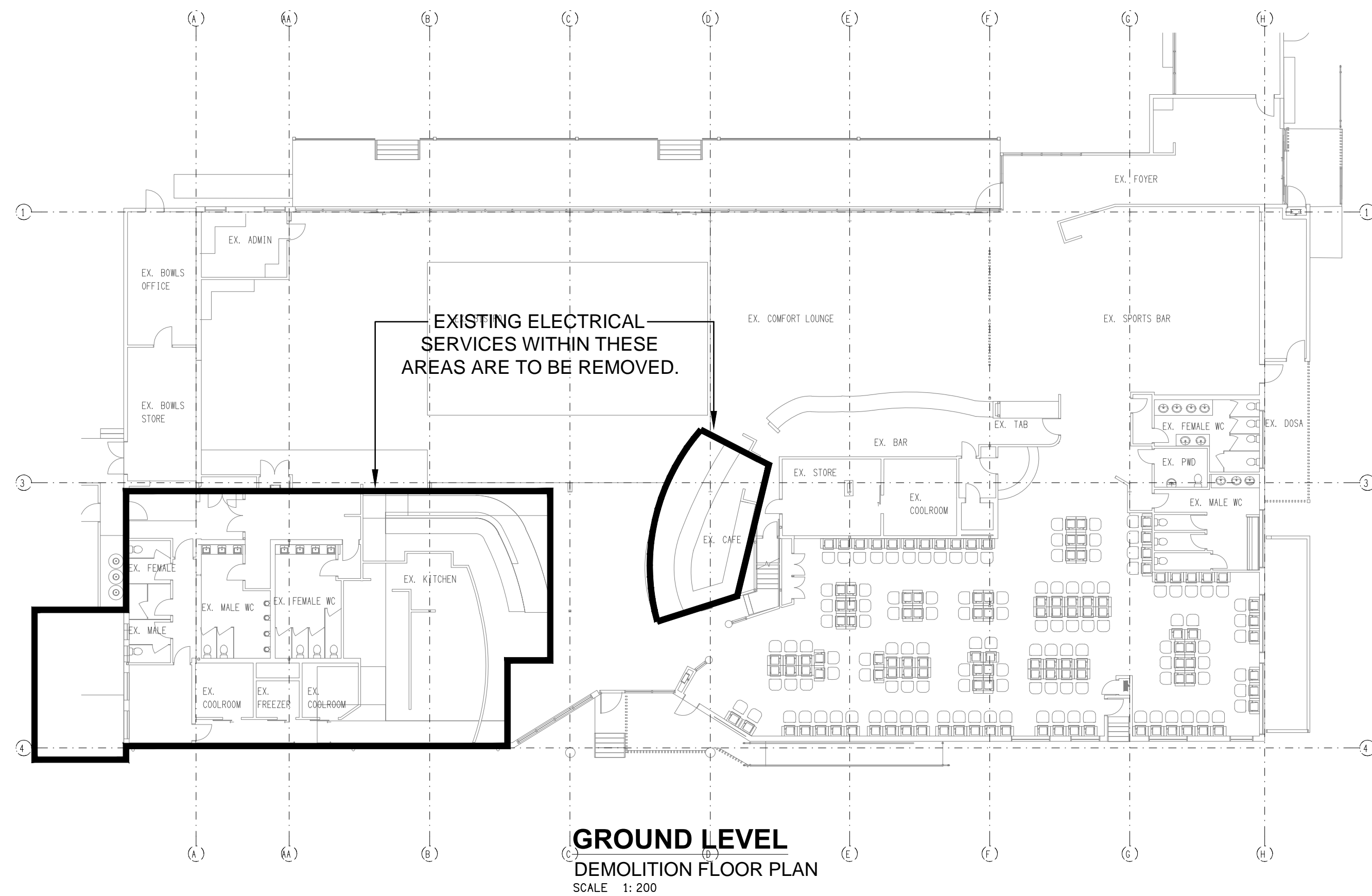


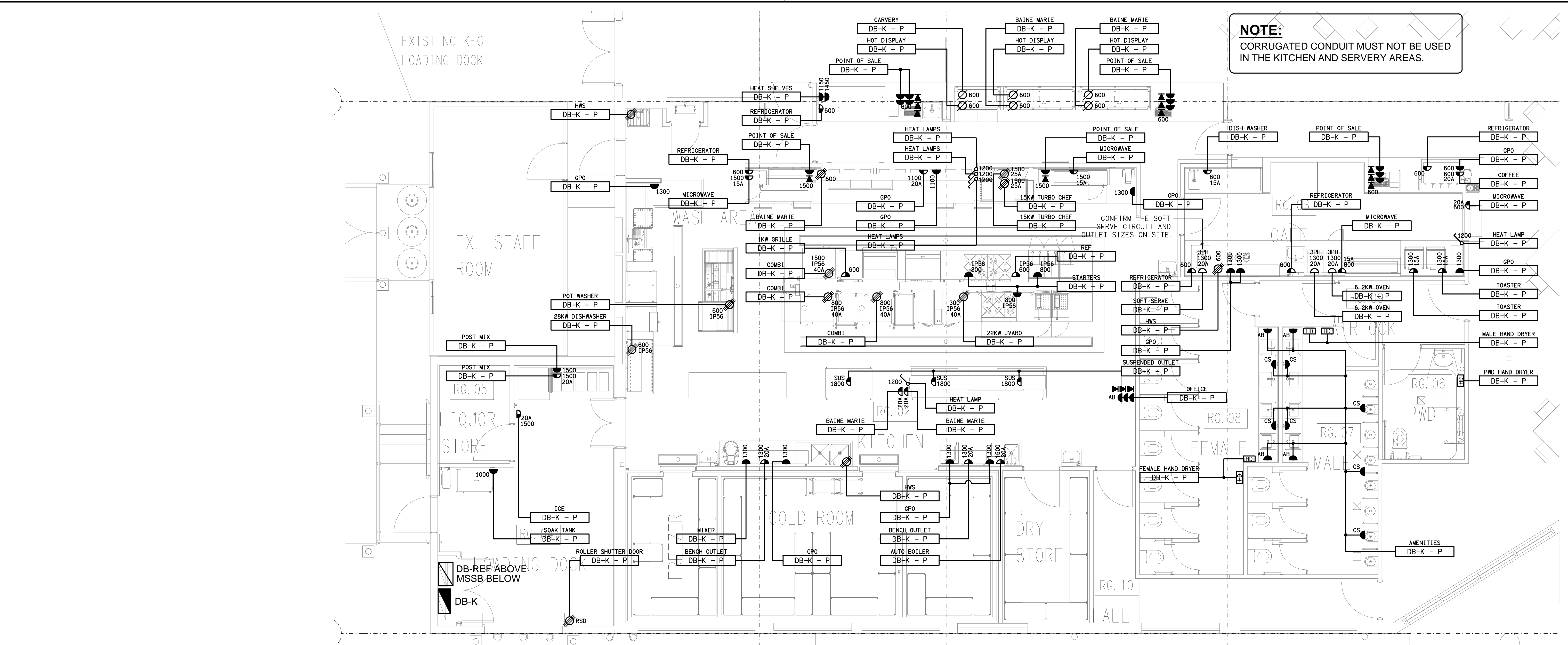
**DETAIL A**  
MSB & PIT 1 SECTION  
NOT TO SCALE



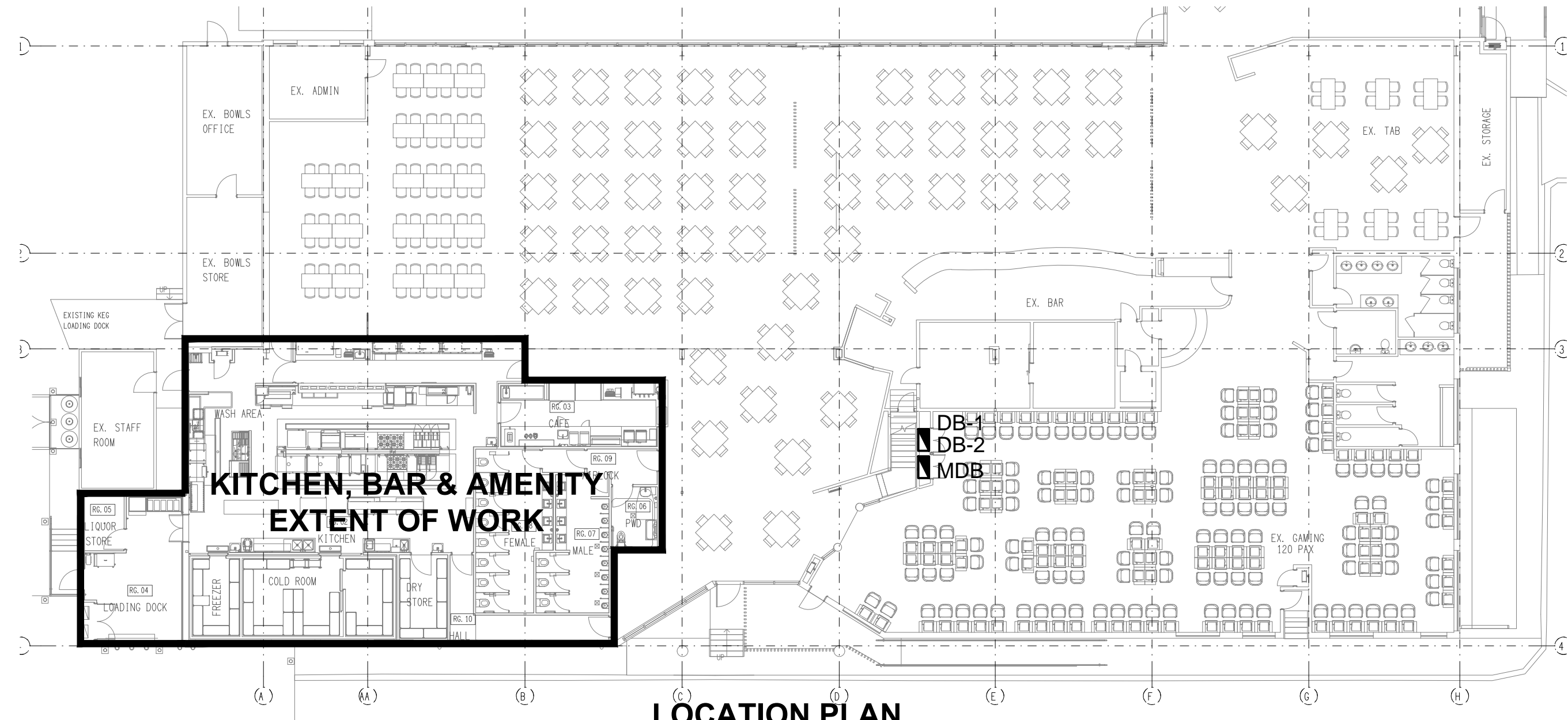
**DETAIL B**  
DB-K RISER CUPBOARD SECTION  
NOT TO SCALE



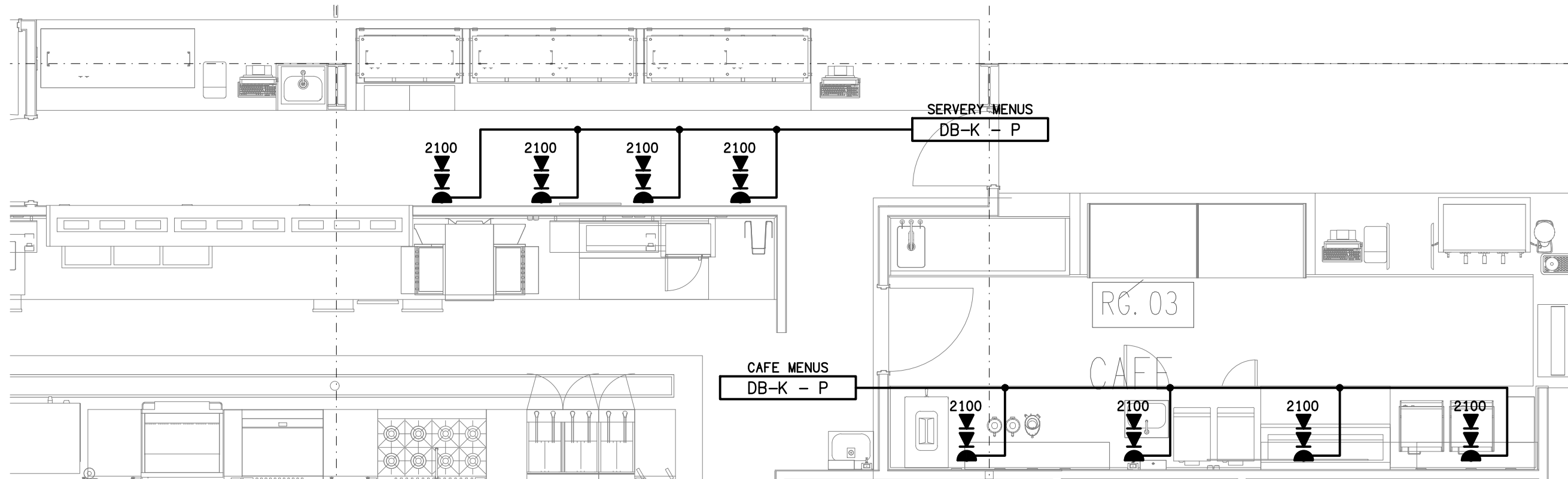




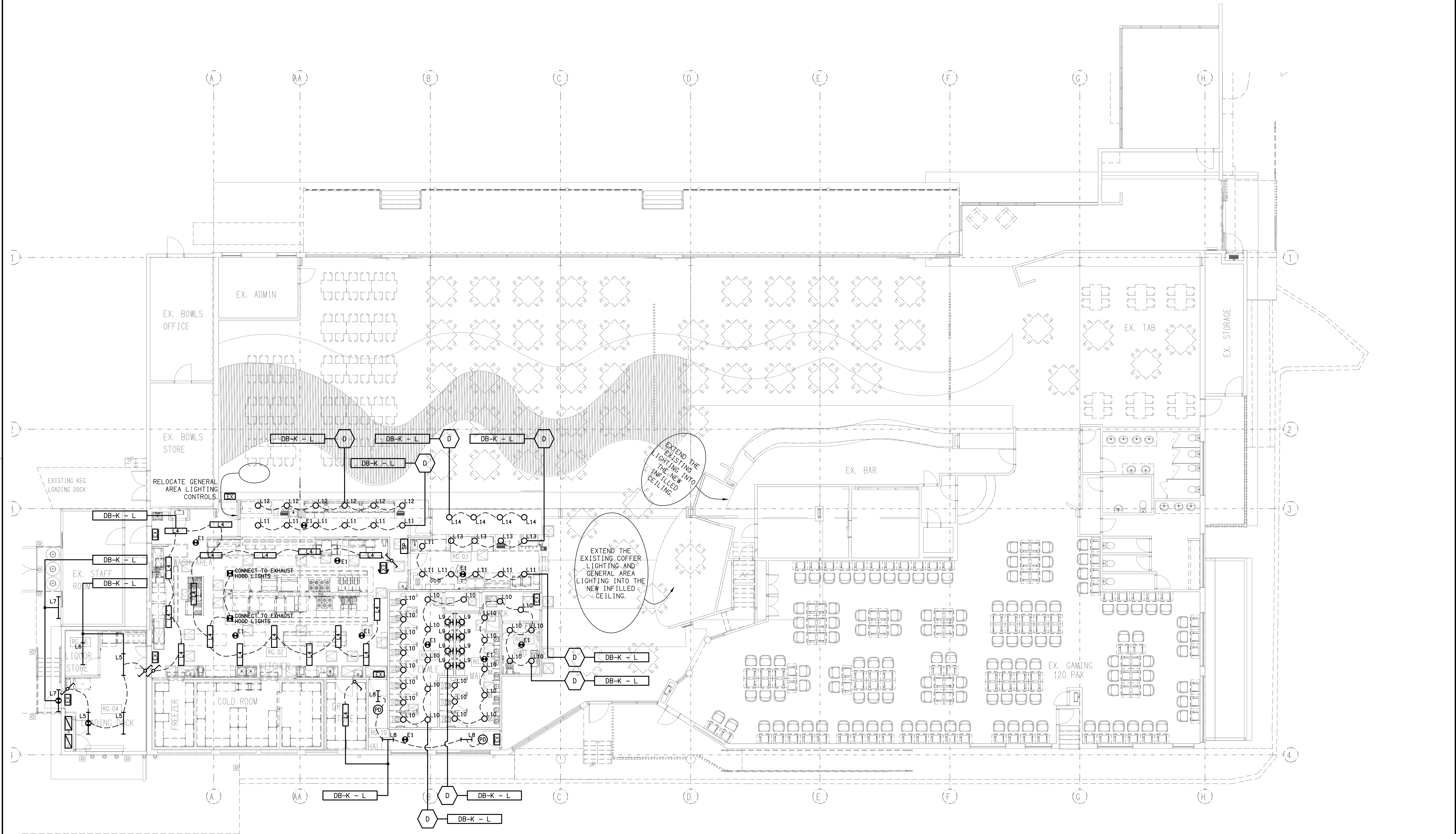
**GROUND LEVEL**  
FLOOR PLAN  
SCALE 1:50



**LOCATION PLAN**  
GROUND LEVEL EXTENT OF WORKS  
SCALE 1:200



**PART PLAN**  
SERVERY & CAFE MENUS  
SCALE 1:50





NOTES

1. EXTENT OF WORKS

THE ELECTRICAL SERVICES SUB-CONTRACT IS TO BE UNDERTAKEN AS A DESIGN AND CONSTRUCT CONTRACT WITH THE ELECTRICAL SUB-CONTRACTOR TAKING RESPONSIBILITY FOR ALL ASPECTS OF THE ELECTRICAL SERVICES DESIGN, DOCUMENTATION AND INSTALLATION. THIS INCLUDES BUT IS NOT LIMITED TO THE FOLLOWING:

- DESIGN AND BUILDING APPROVAL CERTIFICATION.
- DESIGN DOCUMENTATION FOR APPROVAL.
- FOR CONSTRUCTION DOCUMENTATION.
- ELECTRICAL AUTHORITY APPLICATIONS, NEGOTIATIONS AND APPROVALS.
- SUPPLY AND INSTALLATION OF ALL COMPONENTS FORMING PART OF THE ELECTRICAL SERVICES.
- INSPECTIONS.
- TESTING AND COMMISSIONING.
- MAINTENANCE.
- CABLING, CABLE SUPPORT SYSTEMS AND ACCESS.
- POWER DISTRIBUTION.
- LIGHTING.
- COMMUNICATIONS.
- INTRUDER DETECTION.
- CCTV.
- MATV.
- BACKGROUND MUSIC.
- MODIFICATION, RELOCATION AND EXTENSION AS NECESSARY OF ALL EXISTING SERVICES THAT ARE IMPACTED BY THE WORKS OR REQUIRED TO BE EXTENDED BY THE WORKS.
- REMOVAL OF ALL EXISTING SERVICES MADE REDUNDANT BY THE WORKS.
- AS CONSTRUCTED DOCUMENTS.
- ANY TEMPORARY WORKS REQUIRED TO KEEP THE CLUB OPERATING DURING THE CONSTRUCTION PROCESS.
- ALL MINOR COMPONENTS AND INCIDENTAL WORKS NOT SPECIFICALLY REFERRED TO, HOWEVER NECESSARY TO COMPLETE THE ELECTRICAL SERVICES INSTALLATION SUCH THAT IT IS HANDED OVER COMPLETE, OPERATIONAL AND FIT FOR THE INTENDED USE.

THE CURRENT ELECTRICAL SERVICES DESIGN AND DOCUMENTATION HAS BEEN DEVELOPED TO BE 75% COMPLETE TO ALLOW THE SCOPE TO BE ESTABLISHED AND THE WORKS PRICED AS A DESIGN AND CONSTRUCT ELECTRICAL SUB CONTRACT. THE RESOLUTION OF THE DESIGN AND DOCUMENTATION IS TO BE UNDERTAKEN BY THE ELECTRICAL SERVICES SUB-CONTRACTOR AS PART OF THE WORKS. THIS RESOLUTION INCLUDES THOUGH IS NOT LIMITED TO ESTABLISHING / CONFIRMING AND RESOLVING THE REQUIREMENT OF THE FOLLOWING INCLUDING, SIZES, POSITIONS, CONNECTION TYPES, QUANTITIES ETC:

- FOOD AND BEVERAGE SERVICES
- REFRIGERATION SERVICES.
- HYDRAULIC SERVICES
- FIRE ALARM SERVICES
- ILLUMINATED AND DIGITAL SIGNAGE
- ARCHITECTURE INCLUDING JOINERY
- MECHANICAL SERVICES

PRIOR TO COMMENCING WORK CONSULT SITE MANAGEMENT FOR ANY HAZARDOUS MATERIAL AND OR ASBESTOS REGISTERS AS WELL AS UNDERTAKE A THOROUGH INSPECTION OF THE SITE TO IDENTIFY ANY POTENTIAL HAZARDOUS MATERIALS, ASBESTOS AND HEALTH OR SAFETY RISKS. ADVISE THE CONTRACTOR OF ANY POTENTIAL HAZARDOUS MATERIALS, ASBESTOS AND HEALTH OR SAFETY RISKS IF IDENTIFIED AND DO NOT COMMENCE WORK UNTIL AN APPROPRIATE MANAGEMENT PLAN HAS BEEN DEVELOPED AND AGREED TO BY ALL PARTIES.

IDENTIFY ALL EXISTING UNDERGROUND SERVICES WITHIN THE SCOPE OF THE WORKS PRIOR TO UNDERTAKING ANY EXCAVATION. SUPPLY ALL LABOUR, MATERIALS, EQUIPMENT, AND ALL OTHER ITEMS, WHETHER MENTIONED IN DETAIL OR NOT, REQUIRED FOR THE SATISFACTORY COMPLETION OF THE ELECTRICAL SERVICES INSTALLATION, LEAVING IN FULL WORKING ORDER TO THE SATISFACTION OF THE PROJECT MANAGER.

ACCEPT FULL RESPONSIBILITY FOR LIAISING, ARRANGING AND CO-ORDINATION OF ALL WORKS THAT HAVE AN EFFECT ON OR WILL BE AFFECTED BY THE ELECTRICAL SERVICES.

REFER TO THE EQUIPMENT SCHEDULE FOR ADDITIONAL REQUIREMENTS.

ANY INTERRUPTION TO THE POWER SUPPLY TO ANY SERVICES OUTSIDE OF THE AREA OF WORKS MUST BE RESTRICTED TO OUTSIDE OF THE CLUBS OPERATING HOURS AND MUST BE ADVISED TO THE OPERATOR IN WRITING TWO WEEKS PRIOR.

2. WORKMANSHIP

ENSURE THAT THE ELECTRICAL WORK IS PERFORMED BY THE HOLDER OF A CURRENT ELECTRICAL SUB CONTRACTOR LICENSE AND THE SERVICES COVERED BY THE ACMA IS PERFORMED BY THE HOLDER OF THE APPROPRIATE CURRENT ACMA LICENSE. ENSURE THE INSTALLATION AND ALL COMPONENTS, FIXTURES, FITTINGS, OUTLETS AND CABLES ARE SUPPLIED AND INSTALLED TO A HIGH STANDARD THROUGHOUT, AND INSTALLED IN A NEAT AND TRADESMAN LIKE MANNER, TO THE CURRENT INDUSTRY STANDARDS. ENSURE ALL MATERIALS AND COMPONENTS OF A SIMILAR TYPE ARE OF THE SAME MANUFACTURER AND INSTALLED IN A UNIFORM MANNER.

IT IS THE ELECTRICAL SUB CONTRACTOR'S RESPONSIBILITY TO ENSURE THAT THE INSTALLATION IS FIT FOR PURPOSE AND IS PROVIDED AS A COMPLETE WORKING INSTALLATION. IT IS THE ELECTRICAL SUB CONTRACTOR'S RESPONSIBILITY TO PROVIDE ALL COMPONENTS, FITTINGS, FIXTURES, SYSTEMS, PROGRAMMING ETC IRRESPECTIVE OF THE LEVEL DETAILED IN THE DOCUMENTS SUCH THAT THE INSTALLATION IS PROVIDED AS A COMPLETE WORKING INSTALLATION.

CONCEAL ALL WIRING AND CONDUITS. EXPOSED CABLING OR CONDUITS ARE GENERALLY NOT ACCEPTABLE. IT IS NOTED THAT CHASING AND REINSTATEMENT WILL BE REQUIRED. ENSURE ALL COMPONENTS, EQUIPMENT AND MATERIALS SUPPLIED ARE NEW, UNUSED, DESIGNED AND SELECTED TO ENSURE SATISFACTORY OPERATION UNDER VARYING ATMOSPHERIC, CLIMATIC, HUMID TROPICAL CONDITIONS WITHOUT DISTORTION AND DETERIORATION IN ANY PART AFFECTING EFFICIENCY AND RELIABILITY OF THE SYSTEMS. DESIGN AND SELECT ALL EQUIPMENT TO PROVIDE THE NECESSARY SAFETY TO HUMAN LIFE AND PROPERTY DURING OPERATION AND MAINTENANCE WITH PARTICULAR ATTENTION GIVEN TO ELECTRICAL SAFETY AND SEGREGATION PRECAUTIONS.

CHECK THE FINISHED PAINTWORK AROUND THE AREA OF EACH INSTALLATION AND TOUCH UP ALL DAMAGED PARTS AND FINISHES AFTER THE INSTALLATION OF THE ELECTRICAL SERVICES.

ALL WORKS ARE TO BE CARRIED OUT IN ACCORDANCE WITH THE BUILDER'S PROGRAM. ENSURE ALL FINAL LOCATIONS OF OUTLETS AND FITTINGS ARE CO-ORDINATED ONSITE WITH THE ARCHITECT AND ALL OTHER SERVICES, TO THE APPROVAL OF THE PROJECT MANAGER. ALLOW TO CO-ORDINATE THE FINAL LOCATION OF ALL EQUIPMENT, FITTINGS, & OUTLETS, SUCH THAT THEY ARE INSTALLED IN ACCORDANCE WITH THE AS3000 RESTRICTED ZONES, AND ARE NOT COVERED INAPPROPRIATELY.

ENSURE THAT ALL METAL SURFACES ARE SUITABLY PROTECTED AGAINST CORROSION, AND THAT ALL PLASTIC MATERIALS ARE UV STABILISED.

PROVIDE ALL MATERIALS AS NEW, AND OF THE HIGHEST CLASS AVAILABLE FOR THEIR RESPECTIVE TYPES. ENSURE ALL ASPECTS OF THE WORK ARE OF A HIGH STANDARD THROUGHOUT, AND INSTALLED IN A NEAT AND TRADESMAN LIKE MANNER, TO THE CURRENT INDUSTRY STANDARDS.

3. STANDARDS

IRRESPECTIVE OF INFORMATION CONTAINED IN THE ELECTRICAL SERVICES DOCUMENTS OR IN INSTRUCTIONS, IT IS THE ELECTRICAL SUB CONTRACTOR'S RESPONSIBILITY TO ENSURE ALL ELECTRICAL SERVICES WORKS ARE INSTALLED IN ACCORDANCE WITH THE REQUIREMENTS OF THE FOLLOWING. REFER ANY DISCREPANCIES BETWEEN THE REQUIREMENTS OF THE FOLLOWING AND/OR THE ELECTRICAL SERVICES DOCUMENTS AND INSTRUCTIONS TO THE ARCHITECT FOR CLARIFICATION PRIOR TO THE PLACING OF ORDERS, FABRICATION OR INSTALLATION OF THE ITEMS/METHODS IN DISCREPANCY.

- NCC BUILDING CODE OF AUSTRALIA.
- ELECTRICITY ACT.
- ELECTRICAL SAFETY ACT.
- ENERGEX REQUIREMENTS.
- THE QUEENSLAND ELECTRICITY CONNECTION MANUAL V4 (QECM) AND THE NATIONAL ELECTRICITY METERING STANDARDS (NEW).
- AS/NZS3000.
- AS3008.
- LOCAL BRIGADE.
- WORKPLACE HEALTH AND SAFETY ACT.
- TELECOMMUNICATIONS ACT.
- ACMA REQUIREMENTS.

NOTES

4. AUTHORITIES

ENSURE ALL OF THE ELECTRICAL SERVICES COMPLY WITH THE REQUIREMENTS OF ALL REGULATORY AUTHORITIES HAVING JURISDICTION OVER THE SITE INCLUDING BUT NOT LIMITED TO THE FOLLOWING:

- ACMA.
- LOCAL COUNCIL.
- LOCAL SUPPLY AUTHORITY.
- STATE GOVERNMENT DEPARTMENT OF ENVIRONMENT AND HERITAGE.
- QLD GOVERNMENT, DIVISION OF WORKPLACE, HEALTH AND SAFETY.
- QLD FIRE AND EMERGENCY SERVICES.

5. CABLES

UNLESS OTHERWISE SPECIFIED, INSTALL AND TERMINATE CABLES IN ACCORDANCE WITH THE MANUFACTURERS' RECOMMENDATIONS. DETERMINE THE FINAL ROUTES TO SUIT THE BUILDING STRUCTURE AND SITE CONDITIONS. UNLESS NOTED OTHERWISE, PROVIDE ALL 240 VOLT POWER AND LIGHTING WIRING AS 2.5mm<sup>2</sup> TWIN & EARTH STRANDED COPPER CONDUCTORS, PVC INSULATED 0.6/1kV V75 GRADE TO AS3174, PROTECTED BY A 20 AMP CIRCUIT BREAKER. ALL CONDUIT AND FITTINGS TO BE RIGID UPVC TO AS2053, UNLESS NOTED OTHERWISE.

6. POWER DISTRIBUTION

ARRANGE WITH ENERGEX TO HAVE THE SUPPLY UPGRADED TO 800 AMPS AND THE EXISTING PADMOUNT SUBSTATION UPGRADED AS NECESSARY. PROVIDE NEW UNDERGROUND CONSUMERS MAIN FROM THE SUBSTATION TO A NEW MAIN SWITCHBOARD.

THE EXISTING MAIN SWITCHBOARD IS TO BECOME A MAIN DISTRIBUTION BOARD DESIGNATED MDB. THE EXISTING CONSUMERS MAINS, RETAIL METERING, MEN LINK, EARTH STAKE AND SUPPLY TO DB-K ARE TO BE REMOVED ALONG WITH ANY ASSOCIATED LABELLING UPDATED.

PROVIDE A SUBMAIN FROM THE MSB TO THE MDB RUN UNDERGROUND FROM THE MSB PIT TO THE LOADING DOCK / DB-K RISER THEN THROUGH THE CEILING SPACE TO THE MDB. PROVIDE ALL NECESSARY CABLE ACCESS WAYS AND CEILING MODIFICATIONS INCLUDING ACCESS PANELS TO FACILITATE THE INSTALLATION OF THE NEW SUBMAIN TO THE MDB. PROVIDE A SUBMAIN FROM THE MSB TO A NEW KITCHEN DISTRIBUTION BOARD DB-K RUN UNDERGROUND FROM THE MSB PIT TO THE LOADING DOCK / DB-K RISER. THE KITCHEN REFRIGERATION SWITCHBOARD AND MECHANICAL SERVICES SWITCHBOARD ARE TO BE SUPPLIED FROM DB-K. PROVIDE THE MSB AND DB-K TO ACCOMMODATE THE FAULT LEVEL AS PROVIDED BY A 1,000kVA ENERGEX PADMOUNT SUBSTATION. PROVIDE THE SITE MAIN SWITCHBOARD (MSB) AS FOLLOWS:

- PLINTH MOUNTED MECHANICALLY FIXED TO THE WALL.
- NATIONAL ELECTRICITY MARKET (NEW) COMPLIANT RETAIL METERING.
- PROVIDE A COPY OF THE ENERGEX APPROVAL OF THE MSB.
- MANUAL GENERATOR CHANGE OVER FACILITY WITH A MECHANICAL INTERLOCK BETWEEN THE MAINS AND GENERATOR SUPPLY.
- FACILITY TO CONNECT TEMPORARY GENERATOR MAINS OF THE SAME SIZE AS THE CONSUMERS MAINS THROUGH THE MSB PIT TO THE CHANGE OVER FACILITY.
- IP66 FORM 441P
- 316 STAINLESS STEEL OR ALUMINIUM ENCLOSURE, DOORS AND ESCUTCHEONS.
- POWDER COATED LIGHT GREY ENCLOSURE AND DOORS.
- POWDER COATED GLOSS WHITE ESCUTCHEONS.
- INTERNAL TEMPERATURE CONTROLLED ANTI CONDENSATION HEATER IN EACH CUBICAL.
- ENSURE THE MSB IS DESIGNED TO OPERATE IN DIRECT SUNLIGHT WITH AN AMBIENT TEMPERATURE OF 45 DEGREES.
- DOORS ON ALL CUBICLES WITH 3 POINT 92268 KEY LOCKABLE HANDLES OTHER THAN THE METER CUBICAL DOOR WHICH IS TO HAVE AN ENERGEX PADLOCK.
- LIFT OFF HINGES ON ALL DOORS AND ESCUTCHEONS.
- 1/4 TURN LATCHES AND D HANDLES ON ALL ESCUTCHEONS.
- ALL SWITCHGEAR TO BE SCHNEIDER OR NHP/ TERASAKI.
- PROVIDE SHOP DRAWINGS FOR APPROVAL.
- ALL COMPONENTS ARE TO BE LABELLED WITH NON-STICK LABELS.
- ENERGEX PADLOCK ON THE METER CUBICAL.
- TWO ENERGEX PADLOCK KEYS AND TWO 92268 KEYS.

PROVIDE DISTRIBUTION BOARD DB-K AS FOLLOWS:

- WALL MOUNTED.
- IP44 FORM 2b1.
- LIGHT GREY ENCLOSURE WHITE ESCUTCHEON.
- 3 POINT LOCKABLE HANDLES ON ALL DOORS.
- LIFT OFF HINGES ON ALL DOORS AND ESCUTCHEONS.
- 1/4 TURN LATCHES AND D HANDLES ON ALL ESCUTCHEONS.
- ALL SWITCHGEAR TO BE SCHNEIDER OR NHP/ TERASAKI.
- PROVIDE SHOP DRAWINGS FOR APPROVAL.
- 40% SPARE POLES AT PRACTICAL COMPLETION.
- ALL COMPONENTS ARE TO BE LABELLED WITH NON-STICK LABELS.
- A CIRCUIT BREAKER TO SUPPLY THE KITCHEN REFRIGERATION SWITCHBOARD.
- A CIRCUIT BREAKER TO SUPPLY THE KITCHEN MECHANICAL SERVICES SWITCHBOARD.

ENSURE ALL THREE PHASE CIRCUITS ARE PROVIDED WITH CORRECT PHASE ROTATION.

ENSURE ALL OUTLETS AND ISOLATORS ARE POSITIONED SUCH THAT THEY ARE NOT COVERED BY THE EQUIPMENT. THE FINAL POSITION OF ALL OUTLETS AND ISOLATORS ARE TO BE CONFIRMED ON SITE BY THE TENANTS REPRESENTATIVE.

ALL PENDANT OUTLETS ARE TO BE PROVIDED WITH A CHAIN RESTRAINT FROM THE CEILING.

DO NOT USE CORRUGATED CONDUIT UNDER ANY BARS, SERVERIES, OR IN THE KITCHEN

THE POWER DISTRIBUTION COMPONENT OF THIS CONTRACT INCLUDES, BUT IS NOT LIMITED TO THE FOLLOWING EXTENT OF WORK:

- POWER DISTRIBUTION.
- ENERGEX PADMOUNT SUBSTATION UPGRADE.
- RETAIL METERING.
- CONSUMERS MAINS.
- MAIN SWITCHBOARD.
- MAIN SWITCHBOARD TRENCH / PIT 1 INCLUDING A SUMP PUMP AND GALVANIZED STEEL LID SYSTEM.
- SUBMAINS.
- DISTRIBUTION BOARD DB-K.
- UPDATE THE MDB LABELLING.
- CABLE ACCESS WAYS.
- CIRCUITS.
- ISOLATORS AND OUTLETS.
- TESTING AND COMMISSIONING.

7. LIGHTING

ALL OF THE LIGHT FITTINGS, LAMPS AND ACCESSORIES ARE TO BE PROVIDED AS PART OF THIS CONTRACT. THE LIGHTING COMPONENT OF THIS CONTRACT INCLUDES, BUT IS NOT LIMITED TO THE FOLLOWING EXTENT OF WORK:

- LIGHTING.
- LIGHT FITTINGS AND ACCESSORIES.
- EMERGENCY AND EXIT LIGHTING.
- EARTHING OF THE LIGHTING INSTALLATION.
- LIGHTING CONTROL.
- LIGHTING SUBCIRCUITS.
- TESTING AND COMMISSIONING.

ALL LIGHT SOURCES ARE TO BE SOLID STATE WITH AN AVERAGE LIFE OF 50,000 HOURS AND A MANUFACTURERS WARRANTY OF 5 YEARS. THE FRONT OF HOUSE LIGHTING IS TO BE 3,000K AND THE BACK OF HOUSE LIGHTING 4,000K. COORDINATE THE FITTING COLOURS WITH THE ARCHITECTURE / INTERIORS.

PROVIDE DIMMING OF THE FRONT OF HOUSE LIGHTING UTILISING DALI CONTROL VIA AN EXPANSION OF THE EXISTING LIGHTING CONTROL SYSTEM. THE FRONT OF HOUSE LIGHTING CURRENTLY DETAILED HAS BEEN INCLUDED AS A BASE LINE THAT MUST BE ALLOWED FOR. UNDERTAKE A DESIGN PROCESS WITH ALL RELEVANT PARTIES TO FURTHER DEVELOP THE FRONT OF HOUSE LIGHTING TO THE SATISFACTION OF ALL PARTIES.

MODIFY / RELOCATE ALL OF THE EXISTING LIGHTING CONTROLS AS NECESSARY TO ACCOMMODATE THE WORKS.

DO NOT SUPPLY MORE THAN 25 DRIVERS FROM A SINGLE CIRCUIT.

NOTES

7. LIGHTING (CONTINUED)

PROVIDE DB-K WITH A SINGLE POINT EMERGENCY LIGHTING SYSTEM THAT COMPLIES WITH THE LATEST ISSUE OF ALL PARTS AS2293 AND THE RELEVANT PARTS OF THE NCC BCA. INSTALL EMERGENCY LIGHT FITTINGS NOMINATED AS MAINTAINED WITH THE LAMP PERMANENTLY ON SUPPLIED VIA AN UNSWITCHED ACTIVE MAINS SUPPLY WHEN THE MAINS SUPPLY IS AVAILABLE. WHEN THE MAINS SUPPLY IS NOT AVAILABLE, THE LAMP IS TO REMAIN ON SUPPLIED BY THE EMERGENCY PACK. SINGLE LAMP MAINTAINED EMERGENCY LIGHTS ARE NOT SWITCHED WITH THE LOCAL GENERAL AREA LIGHTING. (THE LAMP IS ALWAYS ON.)

INSTALL EMERGENCY LIGHT FITTINGS NOMINATED AS NON-MAINTAINED AS FOLLOWS:

- IF THE FITTING IS NOT BEING SWITCHED, THE LAMP IS TO REMAIN OFF WHEN THE MAINS SUPPLY IS AVAILABLE. WHEN THE MAINS SUPPLY IS NOT AVAILABLE THE LAMP IS TO BE SWITCHED ON SUPPLIED BY THE EMERGENCY PACK. UNSWITCHED SINGLE LAMP NON-MAINTAINED EMERGENCY LIGHTS ARE NOT SWITCHED WITH THE LOCAL GENERAL AREA LIGHTING. (THE LAMP IS ON ONLY WHEN THE MAINS SUPPLY IS NOT AVAILABLE.)
- IF THE FITTING IS BEING SWITCHED, THE LAMP IS TO BE SUPPLIED AND CONTROLLED WITH THE LOCAL GENERAL AREA LIGHTING WHEN THE MAINS SUPPLY IS AVAILABLE. WHEN THE MAINS SUPPLY IS NOT AVAILABLE THE LAMP IS TO BE SWITCHED ON, SUPPLIED BY THE EMERGENCY PACK. (THE LAMP IS ON WHEN TURNED ON WITH THE LOCAL GENERAL LIGHTING OR THE MAIN SUPPLY IS NOT AVAILABLE.)

INSTALL EMERGENCY LIGHTS SUCH THAT THE STATUS INDICATOR L.E.D. IS CLEARLY VISIBLE AND THE TEST BUTTONS ARE READILY ACCESSIBLE. LABEL EACH CIRCUIT BREAKER WHICH CONTROLS THE UNSWITCHED ACTIVE TO EXIT LIGHTS WITH A LABEL FIXED ADJACENT; ENGRAVED PLASTIC LAMINATE, GREEN BACKGROUND WITH WHITE CHARACTERS: -

WARNING  
INTERRUPTING SUPPLY WILL DISCHARGE  
EMERGENCY LIGHTING BATTERIES

PROVIDE WRITTEN EVIDENCE OF THE INITIAL COMMISSIONING AND TESTING AND TESTING FOR THE DURATION OF THE MAINTENANCE PERIOD IN ACCORDANCE WITH AS 2293.2.

THIS EVIDENCE IS TO BE IN THE FORM OF A LOG BOOK SIMILAR TO THE GENERAL LIGHTING SERVICE PTY LTD "EMERGENCY LIGHTING MAINTENANCE LOG BOOK AND MANUAL" WHICH IS TO BE PROVIDED BY THE ELECTRICAL SUB-CONTRACTOR AND HAVE ALL ENTRIES FULLY COMPLETED AND BE PRESENTED FOR INSPECTION AT PRACTICAL COMPLETION. THE LOG BOOK IS TO BE RETAINED BY THE ELECTRICAL SUB-CONTRACTOR FOR THE DURATION OF THE MAINTENANCE PERIOD, AND THE SIX-MONTHLY TEST AND MAINTENANCE RESULTS ENTERED. THE LOG BOOK IS TO BE PRESENTED FOR APPROVAL AT FINAL COMPLETION (EXPIRY OF THE MAINTENANCE PERIOD) AND WILL BE FORWARDED TO THE OPERATOR FOR THEIR USE.

PROVIDE MAINTENANCE OF THE EMERGENCY AND EXIT LIGHTING INSTALLATION INCLUDING RECORDS IN ACCORDANCE WITH THE LATEST ISSUE OF ALL PARTS AS2293 AND THE RELEVANT PARTS OF THE NCC BCA. PROVIDE THE EMERGENCY LIGHTING SYSTEM WITH A SUPPLY SENSING AND TESTING FACILITY IN ACCORDANCE WITH AS 2293.1.

8. COMMUNICATIONS CABLING

UNDERTAKE A COMPREHENSIVE AUDIT OF THE EXISTING COMMUNICATIONS CABLING AND PROVIDE A WRITTEN REPORT PRIOR TO CONSTRUCTION COMMENCING IDENTIFYING THE FOLLOWING FOR ALL COMMUNICATIONS CABLES INCLUDING TELEPHONE AND DATA CABLES:

- THE FULL ROUTE OF ALL CABLES.
- THE STATUS OF EACH CABLE (IT USE, UNUSED / SPARE OR REDUNDANT).
- THE TYPE OF EACH CABLE.
- THE SOURCE AND DESTINATION OF EACH CABLE.
- IF THE CABLE WILL BE REMOVED AS PART OF THE PROPOSED WORKS.

THE COMMUNICATIONS CABLING COMPONENT OF THIS CONTRACT INCLUDES, BUT IS NOT LIMITED TO THE FOLLOWING EXTENT OF WORK:

- PATCH PANELS AS NECESSARY.
- CAT 6 COMMUNICATIONS OUTLETS AND CABLING.
- CAT 6 CCTV OUTLETS AND CABLING.
- AUDIT.
- CABLE ACCESS WAYS.
- TESTING AND COMMISSIONING.
- REMOVAL OF ALL EXISTING COMMUNICATIONS CABLING MADE REDUNDANT BY THE WORKS.

9. INTRUDER DETECTION.

THE INTRUDER DETECTION COMPONENT OF THIS CONTRACT INCLUDES PROVIDING HE MODIFIED AREAS ARE TO BE PROVIDED WITH THE SAME LEVEL OF COVERAGE AS THE EXISTING CLUB.

THE INTRUDER DETECTION COMPONENT OF THIS CONTRACT INCLUDES, BUT IS NOT LIMITED TO THE FOLLOWING EXTENT OF WORK:

- MODIFICATION OF THE EXISTING DATA GATHERING PANELS AS NECESSARY.
- ADDITIONAL DATA GATHERING PANELS AS NECESSARY.
- EXPANSION OF THE SECURITY LAN AS NECESSARY.
- INTRUDER DETECTORS AND ASSOCIATED CABLING TO THE DATA GATHERING PANEL.
- CABLE ACCESS WAYS.
- TESTING AND COMMISSIONING.
- REMOVAL OF ALL EXISTING INTRUDER DETECTION COMPONENTS AND CABLING MADE REDUNDANT BY THE WORKS.

10. CCTV.

THE CCTV COMPONENT OF THIS CONTRACT INCLUDES THE RELOCATION OF AND ADDITIONS TO THE EXISTING CCTV SYSTEM TO FACILITATE THE WORKS. ALL OF THE MODIFIED AREAS ARE TO BE PROVIDED WITH THE SAME LEVEL OF COVERAGE AS THE EXISTING CLUB.

THE CCTV COMPONENT OF THIS CONTRACT INCLUDES, BUT IS NOT LIMITED TO THE FOLLOWING EXTENT OF WORK:

- MODIFICATION OF THE EXISTING CAMERAS AND CABLING AS NECESSARY.
- ADDITIONAL CAMERAS AND CABLING AS NECESSARY.
- CABLE ACCESS WAYS.
- TESTING AND COMMISSIONING.
- REMOVAL OF ALL EXISTING CCTV COMPONENTS AND CABLING MADE REDUNDANT BY THE WORKS.

11. MATV.

THE MATV COMPONENT OF THIS CONTRACT INCLUDES THE RELOCATION OF AND ADDITIONS TO THE EXISTING MATV SYSTEM TO FACILITATE THE WORKS. ALL OF THE TELEVISION SETS WITHIN THE MODIFIED AREAS ARE TO BE PROVIDED WITH CONNECTION TO THE MATV SYSTEM.

THE MATV COMPONENT OF THIS CONTRACT INCLUDES, BUT IS NOT LIMITED TO THE FOLLOWING EXTENT OF WORK:

- MODIFICATION OF THE EXISTING MATV DISTRIBUTION SYSTEM AS NECESSARY.
- ADDITIONAL MATV OUTLETS AND CABLING AS NECESSARY.
- CABLE ACCESS WAYS.
- TESTING AND COMMISSIONING.
- REMOVAL OF ALL EXISTING MATV SYSTEM COMPONENTS AND CABLING MADE REDUNDANT BY THE WORKS.

12. BACKGROUND MUSIC.

THE BACKGROUND MUSIC COMPONENT OF THIS CONTRACT INCLUDES THE RELOCATION OF AND ADDITIONS TO THE EXISTING BACKGROUND MUSIC SYSTEM TO FACILITATE THE WORKS. ALL OF THE MODIFIED AREAS ARE TO BE PROVIDED WITH THE SAME LEVEL OF COVERAGE AS THE EXISTING CLUB.

THE BACKGROUND MUSIC COMPONENT OF THIS CONTRACT INCLUDES, BUT IS NOT LIMITED TO THE FOLLOWING EXTENT OF WORK:

- MODIFICATION OF THE EXISTING SPEAKERS AND ASSOCIATED CABLING AS NECESSARY.
- ADDITIONAL SPEAKERS AND CABLING AS NECESSARY.
- CABLE ACCESS WAYS.
- TESTING AND COMMISSIONING.
- REMOVAL OF ALL EXISTING BACKGROUND MUSIC SYSTEM COMPONENTS AND CABLING MADE REDUNDANT BY THE WORKS.

NOTES

13. ABBREVIATIONS

A - AMP CURRENT RATING  
AB - MOUNT ABOVE BENCH.  
AFFL - ABOVE FINISHED FLOOR LEVEL.  
BB - MOUNT BELOW BENCH.  
CEIL - MOUNT ON CEILING.  
C/W - COMPLETE WITH.  
HWS - HOT WATER SYSTEM.  
MCB - MINATURE CIRCUIT BREAKER.  
MCB - MOULDED CASE CIRCUIT BREAKER.  
MSB - MAIN SWITCHBOARD.  
N - NEON / LED INDICATOR WHEN ON.  
NTS - NOT TO SCALE.  
QDC - QUEENSLAND DEVELOPMENT CODE.  
RCBO - CIRCUIT BREAKER C/W AN INTEGRAL 30mA RESIDUAL CURRENT DEVICE.  
RCD - CIRCUIT PROTECTED VIA A 30mA RESIDUAL CURRENT DEVICE.  
UNO - UNLESS NOTED OTHERWISE.  
WP - WEATHERPROOF TO IP56 UNO.  
500 - NUMBER DENOTES MOUNTING HEIGHT AFFL.

ELECTRICAL DESIGN GROUP BRISBANE PTY LTD ACN 092 710 793		THE COPYRIGHT OF THIS DRAWING REMAINS THE PROPERTY OF THE ELECTRICAL DESIGN GROUP.		PROJECT: CLUB KAWANA - STAGE 1		D TENDER 19/12/2024	
TRADING AS: ELECTRICAL DESIGN GROUP		USE FIGURED DIMENSIONS IN PREFERENCE TO SCALE.		REV: DESCRIPTION:		DRAWING: ELECTRICAL SERVICES NOTES	
ALL DIMENSIONS TO BE VERIFIED ONSITE.		P.O.Box 15, Sherwood Q.4075 Phone: (07) 3278 4375 Email: brisbane@edg.net.au Web: www.edg.net.au		476 NICKLIN WAY, WURTULLA		SCALE: NOT TO SCALE AT A1	
						PROJECT NO: C2957a	
						DRAWING NO: E06	
						REVISION: C	