

ELECTRICAL DESIGN GROUP BRISBANE
 P.O. Box 4214, Ashmore QLD 4214
 Phone: (07) 5597 7551
 Fax: (07) 3116 0222

THE COPYRIGHT OF THIS DRAWING
 REMAINS THE PROPERTY OF THE
 ELECTRICAL DESIGN GROUP.
 USE FIGURED DIMENSIONS
 IN PREFERENCE TO SCALE.
 ALL DIMENSIONS TO BE
 VERIFIED ONSITE.

ELECTRICAL DESIGN GROUP
 BUILDING SERVICES
 CONSULTANTS

PROJECT: **RSPCA - WACOL**
 WACOL STATION ROAD, WACOL

ELECTRICAL DESIGN GROUP
 BUILDING SERVICES
 CONSULTANTS

BRISBANE
 P.O. Box 4214, Ashmore QLD 4214
 Phone: (07) 5597 7551
 Fax: (07) 3116 0222

GOLD COAST
 P.O. Box 4214, Ashmore QLD 4214
 Phone: (07) 5597 7551
 Fax: (07) 5597 7552

PROJECT: **RSPCA - WACOL**
 WACOL STATION ROAD, WACOL


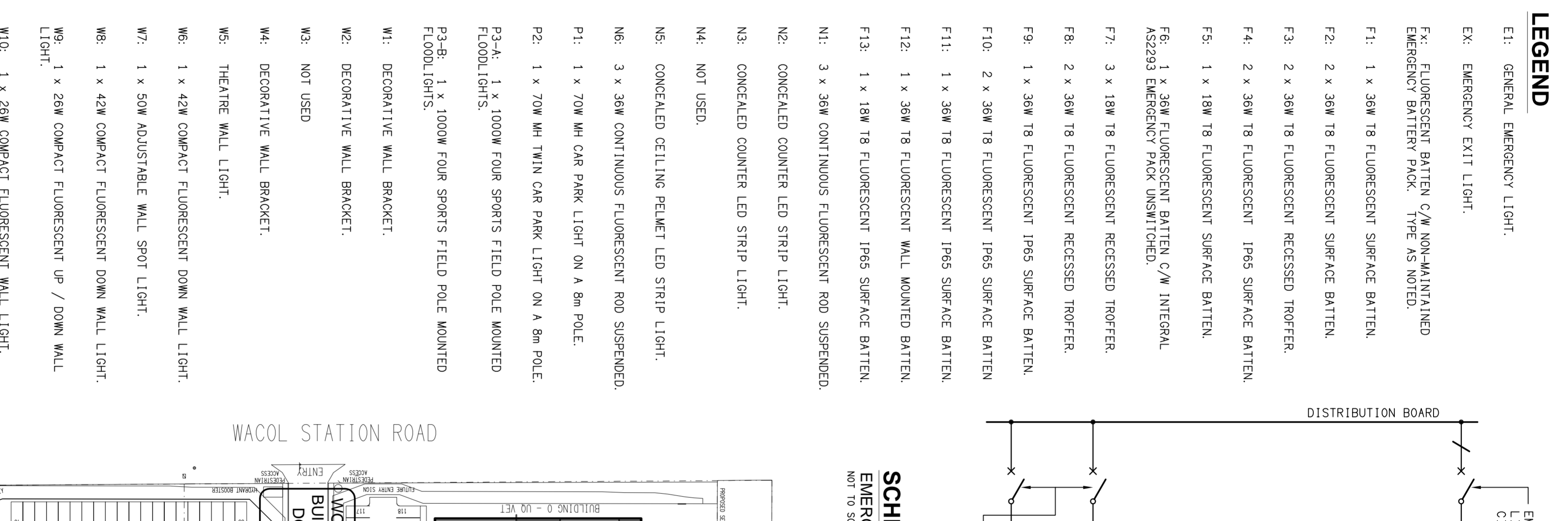
SCALE: 1:750
 AT A1

PROJECT NO: **C0677a**
 DRAWING NO: **E01**
 REVISION: **G**

DATE: 20/07/2011

REVISION: **G**

LEGEND		LEGEND		LEGEND	
	ELECTRICAL SERVICES SWITCHBOARD.		PA VOLUME CONTROL.		E1: GENERAL EMERGENCY LIGHT.
	SWITCHBOARD BY OTHERS.		PA MULTI-TAP CONE SPEAKER.		E2: EMERGENCY EXIT LIGHT.
	SINGLE 10 AMP GPO.		PA HORN.		F1: FLUORESCENT BATTEN C/W NON-MAINTAINED EMERGENCY BATTERY PACK. TYPE AS NOTED.
	DOUBLE 10 AMP GPO.		ISOLATOR.		F1: 1 x 36W 18 FLUORESCENT SURFACE BATTEN.
	SPECIAL PURPOSE GPO.		CIRCUIT BREAKER C/W 200MA RCD.		F2: 2 x 36W 18 FLUORESCENT SURFACE BATTEN.
	SINGLE PHASE ISOLATOR.		CONTACTOR - NORMALLY OPEN.		F3: 2 x 36W 18 FLUORESCENT RECESSED TROFFER.
	TWO PHASE ISOLATOR.		CONTACTOR - NORMALLY CLOSED.		F4: 2 x 36W 18 FLUORESCENT IP65 SURFACE BATTEN.
	THREE PHASE ISOLATOR.		MECHANICAL INTERLOCK.		F5: 1 x 18W 18 FLUORESCENT SURFACE BATTEN.
	JUNCTION BOX.		AUTOMATIC TRANSFER SWITCH.		F5: 1 x 18W 18 FLUORESCENT SURFACE BATTEN.
	CABLE ACCESS POINT. TYPE AS NOTED.		GENERATOR CONTROL CONNECTION.		F6: 1 x 36W FLUORESCENT BATTEN C/W INTEGRAL AS2293 EMERGENCY PACK UNSWITCHED.
	FLOOR BOX. OUTLETS AS NOTED.		CIRCUIT BREAKER UNDER-VOLTAGE TRIP UNIT AND MOTOR OPERATION.		F7: 3 x 18W 18 FLUORESCENT RECESSED TROFFER.
	CONDUIT ROUTE.		ATS		F8: 2 x 36W 18 FLUORESCENT RECESSED TROFFER.
	x DENOTES CONDUIT TYPE.		GENERATOR CONTROL CONNECTION.		F9: 1 x 36W 18 FLUORESCENT IP65 SURFACE BATTEN.
	ELECTRICAL PIT. TYPE AS NOTED.		PHASE FAILURE RELAY.		F10: 2 x 36W 18 FLUORESCENT IP65 SURFACE BATTEN.
	TELSTRA PIT.		SUPPLY AUTHORITY CODE COMPLIANT LV MAXIMUM DEMAND TARIFF METER.		F11: 1 x 36W 18 FLUORESCENT IP65 SURFACE BATTEN.
	HAND DRYER CONNECTION.		PRIVATE KWH METER.		F13: 3 x 36W CONTINUOUS FLUORESCENT ROD SUSPENDED.
	MOVEMENT DETECTOR LIGHT SWITCH.		SURGE PROTECTION.		N1: 3 x 36W CONTINUOUS FLUORESCENT ROD SUSPENDED.
	PHOTO ELECTRIC SENSOR LIGHT SWITCH.		FUSE.		N2: CONCEALED COUNTER LED STRIP LIGHT.
	LIGHTING CONTROL SWITCH PANEL TYPE AS NOTED.		SINGLE PHASE.		N2: CONCEALED COUNTER LED STRIP LIGHT.
	ONE-WAY LIGHT SWITCH.		THREE PHASE.		N3: CONCEALED COUNTER LED STRIP LIGHT.
	TWO-WAY LIGHT SWITCH.		CURRENT TRANSFORMER C/W REMOVABLE LINK.		N3: CONCEALED COUNTER LED STRIP LIGHT.
	CEILING FAN CONTROLLER.		FUSE LINK.		N4: NOT USED.
	CEILING FAN.		COMBINED FUSE SWITCH.		N5: CONCEALED CEILING PELMET LED STRIP LIGHT.
	CIRCUIT LINE.		CIRCUIT BREAKER.		N6: 3 x 36W CONTINUOUS FLUORESCENT ROD SUSPENDED.
	SWITCH LINE.		D1: SUSPENDED HIGH BAY PENDANT.		P1: 1 x 70W MH CAR PARK LIGHT ON A 8m POLE.
	POWER CIRCUIT DESIGNATION. DENOTES DB AND CIRCUIT.		D2: COMPACT FLUORESCENT RECESSED DOWNLIGHT.		P2: 1 x 1000W FOUR SPORTS FIELD POLE MOUNTED FLOODLIGHT.
	LIGHTING CONTROL CHANNEL REFERENCE.		D3: RECESSED DOWNLIGHT.		P2-A: 1 x 1000W FOUR SPORTS FIELD POLE MOUNTED FLOODLIGHTS.
	MAIN DISTRIBUTION FRAME.		D4: NOT USED.		P3-B: 1 x 1000W FOUR SPORTS FIELD POLE MOUNTED FLOODLIGHTS.
	ELECTRICAL EQUIPMENT AS NOTED.		D5: COMPACT FLUORESCENT IP65 RECESSED DOWNLIGHT.		P3-B: 1 x 1000W FOUR SPORTS FIELD POLE MOUNTED FLOODLIGHTS.
	MAIN BELLING-LEA OUTLET.		D6: COMPACT FLUORESCENT SURFACE MOUNTED BULKHEAD FITTING.		P3-B: 1 x 1000W FOUR SPORTS FIELD POLE MOUNTED FLOODLIGHTS.
	MATV ANTENNA.		D8: SURFACE MOUNTED BULKHEAD FITTING.		P3-B: 1 x 1000W FOUR SPORTS FIELD POLE MOUNTED FLOODLIGHTS.
	R445 COMMUNICATIONS OUTLET.		D9: SUSPENDED HIGH BAY PENDANT.		W5: THEATRE WALL LIGHT.
	SECURITY AUTO DOOR CONTROLLER.		D10: COMPACT FLUORESCENT RECESSED DOWNLIGHT.		W6: 1 x 42W COMPACT FLUORESCENT DOWN WALL LIGHT.
	SECURITY CCTV CAMERA TYPE AS NOTED.		D11: RECESSED DOWNLIGHT.		W7: 1 x 50W ADJUSTABLE WALL SPOT LIGHT.
	SECURITY CARD READER.		D12: SURFACE MOUNTED THEATRE OBSERVATION LIGHT.		W8: 1 x 42W COMPACT FLUORESCENT DOWN WALL LIGHT.
	SECURITY CARD READER C/W INTERCOM CALL STATION.		D13: SUSPENDED HIGH BAY PENDANT.		W9: 1 x 26W COMPACT FLUORESCENT UP / DOWN WALL LIGHT.
	SECURITY DOOR ELECTRIC STRIKE.		D14: COMPACT FLUORESCENT IP65 RECESSED DOWNLIGHT.		W10: 1 x 26W COMPACT FLUORESCENT WALL LIGHT.
	SECURITY GATE CONTROLLER.		D15: RECESSED ADJUSTABLE DOWNLIGHT.		W11: 1 x 42W COMPACT FLUORESCENT DOWN WALL LIGHT.
	SECURITY INTERCOM CONTROL STATION.		D16: COMPACT FLUORESCENT RECESSED DOWNLIGHT.		W12: 1 x 150W MH IP56 WIDE BEAM FLOODLIGHT.
	SECURITY WALL MOUNTED INTERCOM CALL STATION.				W13: 1 x 42W COMPACT FLUORESCENT DOWN WALL LIGHT.
	SECURITY MAGENTIC DOOR HOLDER.				

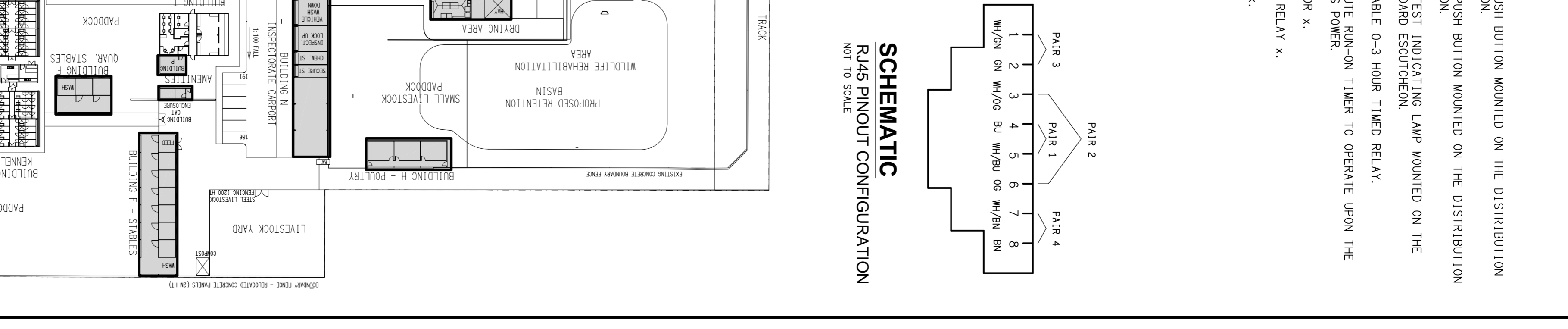


SCHEMATIC
 EMERGENCY LIGHTING
 NOT TO SCALE

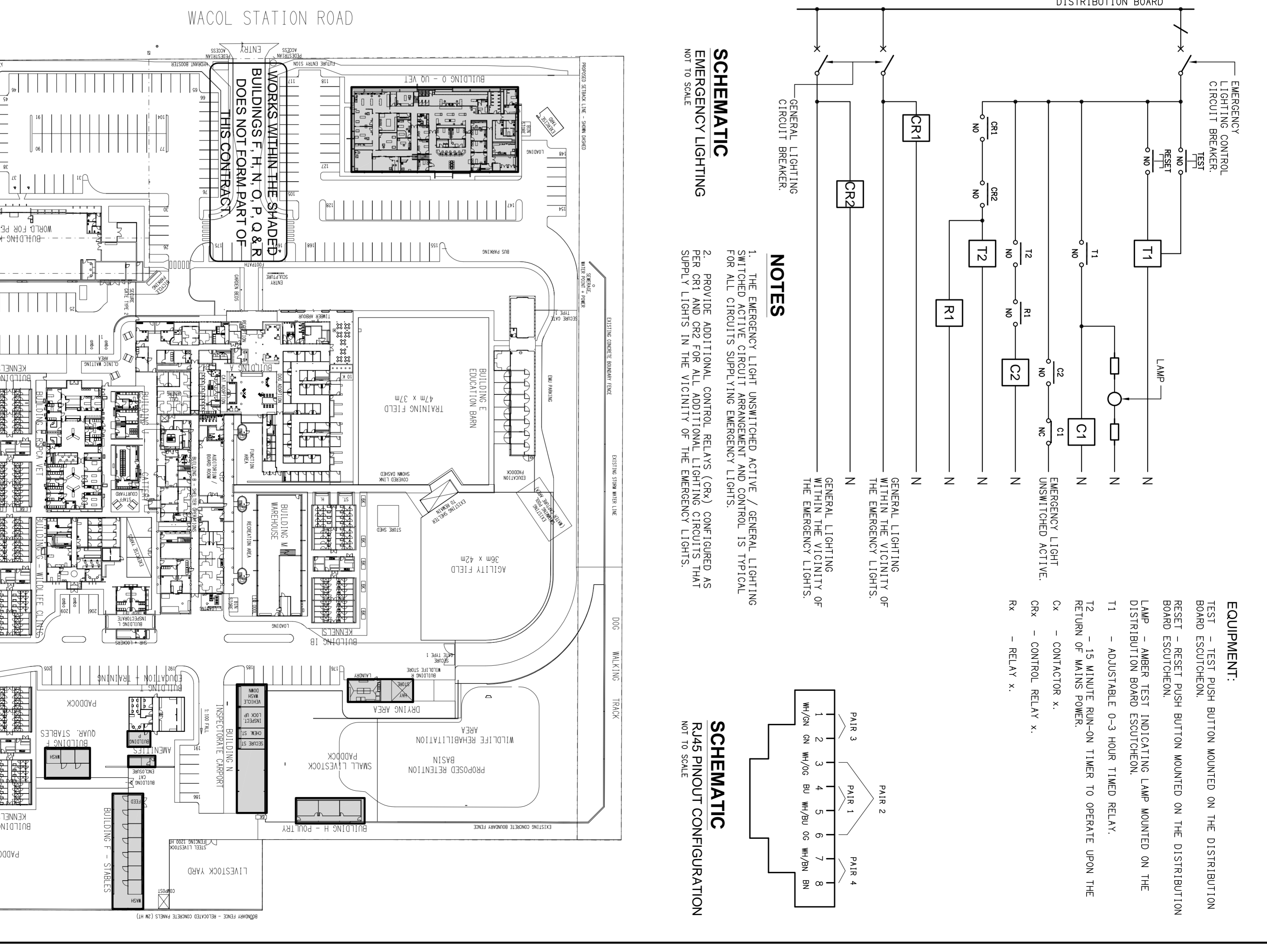
SCHEMATIC
 R445 PINOUT CONFIGURATION
 NOT TO SCALE

NOTES

- THE EMERGENCY LIGHT UNSWITCHED ACTIVE / GENERAL LIGHTING SWITCHED ACTIVE CIRCUIT ARRANGEMENT AND CONTROL IS TYPICAL FOR ALL CIRCUITS SUPPLYING EMERGENCY LIGHTS.
- PROVIDE ADDITIONAL CONTROL RELAYS (CRx) CONFIGURED AS PER CR1 AND CR2 FOR ALL ADDITIONAL LIGHTING CIRCUITS THAT SUPPLY LIGHTS IN THE VICINITY OF THE EMERGENCY LIGHTS.



EQUIPMENT:
 TEST - TEST PUSH BUTTON MOUNTED ON THE DISTRIBUTION BOARD ESCUTCHEON.
 RESET - RESET PUSH BUTTON MOUNTED ON THE DISTRIBUTION BOARD ESCUTCHEON.
 LAMP - AMBER TEST INDICATING LAMP MOUNTED ON THE DISTRIBUTION BOARD ESCUTCHEON.
 T1 - ADJUSTABLE 0-3 HOUR TIMED RELAY.
 T2 - 15 MINUTE RUN-ON TIMER TO OPERATE UPON THE RETURN OF MAINS POWER.
 CRx - CONTROL RELAY x.
 Rx - RELAY x.



WACOL STATION ROAD

WORKS WITHIN THE SHADED BUILDINGS F, H, N, O, P, Q & R DOES NOT FORM PART OF THIS CONTRACT

WACOL STATION ROAD

WACOL STATION ROAD

WACOL STATION ROAD

WACOL STATION ROAD

WACOL STATION ROAD

WACOL STATION ROAD

WACOL STATION ROAD

WACOL STATION ROAD

WACOL STATION ROAD

WACOL STATION ROAD

WACOL STATION ROAD

WACOL STATION ROAD

WACOL STATION ROAD

WACOL STATION ROAD

WACOL STATION ROAD

WACOL STATION ROAD

WACOL STATION ROAD

WACOL STATION ROAD

WACOL STATION ROAD

WACOL STATION ROAD

WACOL STATION ROAD